

VOLUNTARY NATIONAL REVIEW
ON THE IMPLEMENTATION OF THE
2030 AGENDA
FOR SUSTAINABLE DEVELOPMENT

2021





CONTENTS

OPENING STATEMENT	VI
NOTE FROM THE MINISTER OF STATE FOR SOCIAL AFFAIRS	IX
NOTE FROM THE UNITED NATIONS IN ANGOLA	XI
EXECUTIVE SUMMARY	XII
01. THE SDGS AND DEVELOPMENT IN ANGOLA	1
02. METHODOLOGY AND REPORT PREPARATION PROCESS	5
03. PROGRESS IN IMPLEMENTING THE SDGS	9
3.1. SDG 1 No Poverty	10
3.1.1. Angola's Context	10
3.1.2. Plans, Actions and Perspectives.....	11
3.2. SDG 2 Zero Hunger	15
3.2.1. Angola's Context	15
3.2.2. Plans, Actions and Perspectives.....	16
3.3. SDG 3 Good Health and Well-Being	21
3.3.1. Context of Angola.....	21
3.3.2. Plans, Actions and Perspectives.....	26
3.4. SDG 4 Quality Education	31
3.4.1. Context of Angola.....	31
3.4.2. Plans, Actions and Perspectives.....	35
3.5. SDG 5 Gender Equality	38
3.5.1. Country context	38
3.5.2. Plans, Actions and Perspectives	40
3.6. SDG 6 Clean Water and Sanitation	47
3.6.1. Context of Angola.....	47
3.6.2. Plans, Actions and Perspectives.....	48
3.7. SDG 7 Affordable and Clean Energy	53

3.7.1. Context of Angola	53
3.7.2. Plans, Actions and Perspectives	54
3.8. SDG 8 Decent Work and Economic Growth	59
3.8.1. Angola's Context	59
3.8.2. Plans, Actions and Perspective.....	60
3.9. SDG 9 Industry, Innovation and Infrastructure	63
3.9.1. Context of Angola.....	63
3.9.2. Plans, Actions and Perspectives.....	64
3.10. SDG 10 Reduced Inequalities	72
3.10.1. Context of Angola.....	72
3.10.2. Plans, Actions and Perspectives.....	74
3.11. SDG 11 Sustainable Cities and Communities	76
3.11.1. Context of Angola	76
3.11.2. Plans, Actions and Perspectives	78
3.12. SDG 12 Responsible Consumption and Production.....	82
3.12.1. Context of Angola.....	82
3.12.2. Plans, Actions and Perspectives	83
3.13. SDG 13 Climate Action	89
3.13.1. Context of Angola.....	89
3.13.2. Plans, Actions and Perspectives	91
3.14. SDG 14 Life below Water	96
3.14.1. Context of Angola.....	96
3.14.2. Plans, Actions and Perspectives	98
3.15. SDG 15 Life on Land	102
3.15.1. Context of Angola.....	102
3.15.2. Plans, Actions and Perspectives	104
3.16. SDG 16 Peace, Justice and Strong Institutions.....	109
3.16.1. Angola's Context	109
3.16.2. Plans, Actions and Perspectives	111

3.17. SDG 17 Partnerships for the Goals	115
3.17.1. Angola's Context.....	115
3.17.2. Plans, Actions and Perspectives	116
04. CONCLUSIONS	119
ABBREVIATIONS AND ACRONYMS	122
REFERENCES	126

FIGURES

FIGURE 1. SDG Platform	6
FIGURE 2. Incidence rate of multidimensional poverty based on the Angola Multidimensional Poverty Index (IPM-A), % of poor population in each province	10
FIGURE 3. Women's participation in Parliament	44
FIGURE 4. Participation of women in positions at central and local level	45
FIGURE 5. Angolan economic structure in terms of value added (VAIT/GDP).....	66
FIGURE 6. MVA per capita (constant 2010 USD)	66
FIGURE 7. Applications vs. patents granted 2019-2021.....	69
FIGURE 8. Distribution of national revenue in Angola by decile (% of national revenue captured by each group).....	73
FIGURE 9. Current status of indicators per SDG	120

TABLES

TABLE 1. Main international agreements in the development area	2
TABLE 2. Working Groups and respective SDGs addressed	6
TABLE 3. Indicators with available data ...	9
TABLE 4. Average incidence of communicable diseases in children under five (2014-2018).....	23
TABLE 5. Non-communicable diseases (2018-2019)	24
TABLE 6. Evolution of NTDs (2017-2019) .	25

ANNEXES

ANNEX 1 The NDP 2018-2022 and the SDGs	133
ANNEX 2 Table of SDG indicators.....	138
ANNEX 3 Targets of the SDGs	201

OPENING STATEMENT



The Republic of Angola reiterates, with the presentation of this first Voluntary National Review (VNR), its international commitment to the implementation of United Nations Agenda 2030 and the Sustainable Development Goals (SDGs), aligned with the African Union's Agenda 2063, the Long-Term Strategy for Angola in Horizon 2050, and its sustainable development instruments. Besides subscribing to a number of international conventions and treaties in the area of specific sustainable development, Angola is a signatory to the main international agreements focusing on sustainable development.

With the adoption of Agenda 2030, in September 2015, by the United Nations General Assembly through Resolution [A/RES/70/1](#), which includes the [17 Sustainable Development Goals](#), covering diverse but interconnected areas, in the three sustainability dimensions – social, economic and environmental – emphasizing the principle of *leaving no one behind* and the eradication of poverty, the Member States advocated a new global partnership, based on a spirit of solidarity, cooperation and mutual responsibility, putting people at the centre

of development, with the Agenda constituting a Plan of Action for People, Planet and Prosperity, and aiming to strengthen universal Peace and Partnerships at the global level.

The Long-Term Strategy for Angola in Horizon 2050, in the pipeline, will be the main document of the global vision for Angola and its role at the international level. The National Development Plan 2018-2022 (NDP 2018-2022), materializes in the period 2018 to 2022 a vision of the Long-Term Strategy, the so-called Angola 2025, integrating several specific policies, organized into action programs, implemented through activities and projects. The assessment made, based on the Rapid Integrated Assessment ([RIA](#)) system in 2018, revealed that the NDP 2018-2022 programs are aligned with a high number of SDGs, and of programs focused on fighting poverty, representing an overall alignment of 52%.

The Angolan government, through the NDP 2018-2022, has thus responded to the SDGs in an integrated way, identifying them in their prioritization areas to the relations with the United Nations Agenda



2030, as well as, with the African Union Agenda 2063.

Given the interconnected and indivisible nature of the SDGs, they are evident in various and multiple areas of the NDP 2018-2022. The principle of leaving no one behind is present in the NDP 2018-2022, particularly in relation to concerns about gender equality and the creation of better living conditions for Angolans, and it aims to address people's needs, fighting inequalities, promoting Human Rights and the combined efforts of a multitude of actors, namely NGOs, the private business sector, academia, social and development partners, and civil society.

The COVID-19 pandemic is a major disruption factor, whose effects on all SDGs will be felt abruptly and with some duration, increasing the risk of setbacks in the progress already achieved and the failure of programmed and desired progress, at a global level.

In Angola, as in other countries, measures are being directed at (i) preservation of human life, containment of the spread of the contagion; (ii) mitigation of the socio-economic impact; and (iii) recovery with actions aimed at sustainable development. Key actions should be taken to fulfil the promise of achieving the SDG targets by minimizing the socio-economic impact of COVID-19, and it is necessary to:

- a. Mobilize everyone and everywhere;
- b. Demand urgency and comprehensiveness;
- c. Enhance the ideas and identify the solutions.

The Republic of Angola is committed to countering the situations of hunger, poverty and other vulnerabilities that the coun-

try still experiences, namely by promoting the improvement of basic conditions of health, education, access to energy, water and sanitation, reducing social and gender inequalities, addressing climate change and disaster risks in a sustainable manner, among other actions.

The main short and medium term challenge of the Government of Angola for the implementation of the SDGs is to continue to balance the need to keep the economy under control, especially to maintain balanced fiscal accounts, external accounts, and the stability of the purchasing power of the national currency, while supporting economic recovery and private sector development, and the implementation of social programs to combat poverty and unemployment, exacerbated by the COVID-19 economic and health crises, and climate change.

Angola has another medium and long-term challenge of accelerating its economic diversification efforts beyond oil and diamond exploration and reducing its structural vulnerability, recognized in the request to postpone its Least Developed Country (LDC) graduation to 2024, approved by the United Nations General Assembly in February 2021.

Another major challenge for the development of Human Capital has to do with improving the quality of education and professional skills of young people, as well as technology transfer in order to promote a more sustainable and resilient development that contributes to economic diversification. Angola still faces challenges in terms of basic infrastructure, namely in relation to access to water and energy, as well as the promotion and protection of the environment.



Angola is a country with political stability and lasting peace, which is an optimal condition for progress, sustainable development, and the well-being of its people. With the support of the international community in general and development part-

ners in particular, this territory will be able to achieve considerable progress in 2030 with the implementation of the SDGs, and the Government of Angola and its institutions are committed to do everything possible to achieve this goal.

His Excellency the President of the Republic of Angola

JOÃO MANUEL GONÇALVES LOURENÇO



GOVERNO DE
ANGOLA



NOTE FROM THE MINISTER OF STATE FOR SOCIAL AFFAIRS



By preparing and presenting the first Voluntary National Review (VNR), the Government of the Republic of Angola joins the list of governments that share their experiences and success stories about the implementation of the Sustainable Development Goals (SDGs) and implicitly reiterates the commitment made at the United Nations General Assembly on September 25, 2015, when the Resolution A/RES/70/1 on the 2030 Agenda for sustainable development, entitled Transforming Our World, was adopted.

The Republic of Angola, in presenting its VNR for the first time, also commits to voluntary and participatory periodic monitoring and review of its implementation. This report was prepared in a context in which important national reforms are taking place in Angola, especially regarding the diversification of the structure of its economy, the strengthening and decentralization of public administration, the fight against corruption, and the consolidation of democracy and the rule of law.

In order to ensure such review was elaborated in an effective and participative manner, a Platform was launched compo-

sed of representatives of the Angolan government, at central, provincial and local levels, the National Assembly, the Court of Auditors, the National Institute of Statistics, agencies of the United Nations system, international development partners, civil society organizations, the private sector, as well as academia and similar institutions, with the objective of (i) engage in dialogue to accelerate and prioritize the SDGs; (ii) consult and address the strategies, instruments, actions and programs to be adopted for the implementation of the SDGs; (iii) track and monitor the SDGs, including periodic reporting; (iv) disseminate the SDGs; (v) and mobilize financing for the SDGs.

The VNR that is presented here intends to be the starting point for regular follow-up and monitoring of the performance of the indicators, supported by efficient systems to be developed with this initiation of the process, and until 2030. The elaboration of the VNR is an opportunity to reflect on best practices to improve statistical information and data on development and thus strengthen, on an ongoing basis, robust and efficient systems.



The COVID-19 pandemic has become a major disruption factor, whose effects on all SDG targets will be felt abruptly and with some duration, increasing the risk of setbacks in the progress already achieved and the failure of planned and desired progress at the global level.

Even so, Angola continues to face the challenge of fighting poverty and hunger and ensuring the protection of the most vulnerable. Economic and social inequalities are, in turn, reflected even more strongly in environmental imbalances, with climate change likely to significantly weaken economic progress and worsen inequalities.

The Government of Angola will use the presentation of this VNR to gain experience at the global level, and particularly among developing countries, as well as to raise awareness to areas where greater public and private investment is needed.

Achieving the SDGs by 2030 requires deep involvement of all society stakeholders in their ownership and implementation, since partnerships and mutual accountability at all levels – national and international – are essential to achieve sustainable and inclusive economic growth.

In this process of preparing and drafting the VNR, we would like to thank the commitment and dedication of the various government institutions, international development partners, academics, non-governmental organizations, private sector and civil society, and in particular the United Nations system and agencies in Angola for the key role it plays in assisting the country and the SDGs implementation process, safeguarding the principle of *Leaving No One Behind*.

Her Excellency the Minister of State for Social Affairs

CAROLINA CERQUEIRA



NOTE FROM THE UNITED NATIONS IN ANGOLA



Angola's first Voluntary National Review represents an important milestone for the country. This report is the result of a consultative and participatory process led by the Ministry of Economy and Planning involving several Ministries, Government departments, civil society and UN Agencies. The report is an important first step and outlines the progress made thus far in Angola's path towards achieving the Sustainable Development Goals.

The creation of the national SDG platform in 2020 and the submission of this VNR report in 2021 to the High Level Panel Forum reflect the country's commitment to sustainable development and represent the strides made in establishing mechanisms to consolidate, coordinate, monitor and accelerate actions aimed at achieving the

ambitious targets set out in the Agenda 2030.

The findings of this first Voluntary National Review clearly demonstrate the need to redouble efforts in order to bring about critical socio-economic transformations through investments in key areas such as infrastructure, economic diversification, provision of basic social services, and most importantly, in human capital.

With an abundance of resources, none greater than its young and dynamic population, coupled with the commitment to the SDGs which we have witnessed through this VNR process, Angola has a promising future. The entire United Nations team in Angola reaffirms our commitment to continue to support efforts towards achieving the SDGs and leaving no one behind.

Her Excellency the United Nations Resident Coordinator in Angola

ZAHIRA VIRANI



EXECUTIVE SUMMARY

The Republic of Angola is committed to the United Nations Agenda 2030 and to the implementation of the Sustainable Development Goals (SDGs), because the Government of Angola implements a development model aimed, first and foremost, at improving the well-being of Angolans' lives, and based, at the same time, on environmental protection and economic prosperity.

The Republic of Angola presents its Voluntary National Review (VNR) on the implementation of the SDGs of the United Nations Agenda 2030 for the first time, committing to a voluntary and participatory monitoring and review of its implementation.

The Review was prepared at a time when important national reforms are taking place in Angola, especially for the diversification of the structure of its economy, the strengthening and decentralization of public administration, the fight against corruption, and the consolidation of democracy and the rule of law.

The Republic of Angola is committed to reverting the situations of hunger, poverty and other vulnerabilities that the country still experiences, namely by promoting the improvement of basic conditions of health, education, access to energy, water and sanitation, reducing social and gender inequalities, addressing climate change and disaster risks in a sustained manner, among other actions.

Overall, Angola's public policies are aligned with the targets of the SDGs.

The process of drafting of the first Voluntary National Review (VNR)

The drafting of the country's SDG implementation report is also an output of the 2015 Millennium Development Goals (MDGs) report and the 2018 SDG baseline indicators report. With the indication to the United Nations that it would submit its VNR by 2021, Angola intends to strengthen its position of adherence to the principles of the 2030 Agenda.

This Voluntary National Review is intended to be the starting point for regular follow-up and monitoring of the performance of the indicators, supported by efficient systems to be developed with this process inception, until 2030. The drafting of the VNR is an opportunity to reflect on best practices to improve statistical information and data on development and thus strengthen, on an ongoing basis, robust and efficient systems.

Under the leadership of the Presidency of the Republic and coordinated by the Ministry of Economy and Planning, in articulation with the United Nations System in Angola, a **Platform** for monitoring the implementation of the SDGs, abbreviated as the **SDG Platform**,



was established in June 2020, with the participation of several relevant stakeholders.

As part of the SDG Platform, working groups, jointly led by elements of the Government of Angola, the United Nations, and development partners and non-governmental organizations, academia, and other national institutions have been established to coordinate data collection and analysis on a selected set of SDGs.

The elaboration **methodology** of the VNR follows the United Nations guidelines in this area, and therefore involves a set of relevant actors in the data collection, compilation and analysis, oriented towards the Agenda 2030 indicators.

Angola's response to the SDGs

Regarding **public policies**, the Angolan government, responded to the SDGs in an integrated manner through its Medium-Term Plan, called National Development Plan for the period 2018-2022 (abbreviated as NDP 2018-2022), identifying them in its prioritization areas vis-a-vis to the United Nations Agenda 2030, as well as the African Union's Agenda 2063. Given the interconnected and indivisible nature of the SDGs, they are evident in several and multiple areas of the NDP 2018-2022. The principle of *leaving no one behind* is embedded in the 2018-2022 NDP, namely, in relation to concerns about gender equality and the creation of better living conditions for Angolans.

Summary of SDGs implementation progress

As a result of the research and analysis of indicators by the SDG Platform, both the

availability and quality of data, as well as the progress regarding the implementation of the SDGs in Angola, it is identified that the country, in a global way, is still far from the desired targets.

The main **successes** for the indicators are especially in the areas of Education, Health, Gender Equality, Social Protection, Justice and Human Rights, and Environment and are related to the investments made in these areas, through assertive programs and policies and budget allocations.

As for the **shortcomings**, the need to implement a data production, compilation and analysis process, specifically oriented towards the SDGs, stands out.

In relation to the **Goals that should deserve continued effort**, we highlight those related to the Economy and Employment, sustainability of Industry and Innovation, access to clean and sustainable Energy and Water, better Cities and Communities, and the consolidation and expansion of Partnerships that sustain the successes already achieved.

New and Emerging Challenges

The main short and medium-term challenge for the Government of Angola with the implementation of the SDGs is to continue to balance the need to keep the **macroeconomy** under control, especially to maintain balanced fiscal accounts, external accounts, and the stability of the national currency's purchasing power, while supporting economic recovery and the implementation of social programs to combat poverty and unemployment, exacerbated by the **COVID-19** health crisis and climate change.



The Republic of Angola has another medium and long-term challenge in accelerating its economic **diversification** efforts, beyond oil and diamond exploration, and reducing its structural vulnerability, recognized in the request to postpone its graduation from Least Developed Country (LDC) to 2024, approved by the United Nations General Assembly in February 2021.

Another major challenge for the development of Human Capital has to do with improving the quality of **education** and professional skills of young people, as well as technology transfer, in order to promote a more sustainable and resilient development that contributes to economic diversification. Angola still faces challenges in terms of **basic infrastructure**, namely in relation to access to water and energy, as well as the promotion and protection of the environment.

The Republic of Angola continues to face the challenge of combating **poverty** and hunger and ensuring the protection of the most vulnerable. Economic and social **inequalities** are, in turn, reflected even more starkly in **environmental** imbalances, with climate change likely to significantly weaken economic progress and worsen inequalities.

In the context of **climate change**, disaster risk reduction, environmental degradation and biodiversity, Angola is exposed to an increase in productive insecurity, especially for small rural producers, with consequences for increased food insecurity. Droughts and the effects of *El Niño* in the south of the country as well as environmental degradation in the cities are trends to be taken into account in the coming years.

The country will use the presentation of this VNR to learn from experiences at a global level and particularly among developing countries, as well as to present the areas where greater public and private investments are needed, whose need for attraction is one of the gaps that the country must be able to fill.

Best practices and lessons learned

These encompass the development and implementation of comprehensive programs in the areas of economics (e.g. the Program to Support Production, Export Diversification and Import Substitution, [PRODESI and PROPRIV](#)), local development (e.g. the Integrated Plan of Intervention in the Municipalities, [PIIM](#)) or social protection and cash transfers ([Kwenda](#) and [Valor Criança](#)). Also the policies and the institutions for gender equality have shown that the country is able to sustainably pursue improving the basis for greater gender equality and for dealing with related issues such as domestic violence. Both the long-term reforms in the area of gender or justice and human rights and the social support programs for the most vulnerable have the potential to transform Angola's economy and society and are therefore likely to set an example for other developing countries' contexts.

Resources needed to implement the 2030 Agenda

The preparation and elaboration of the future Medium-Term Plan, the National Development Plan for the period 2023 to

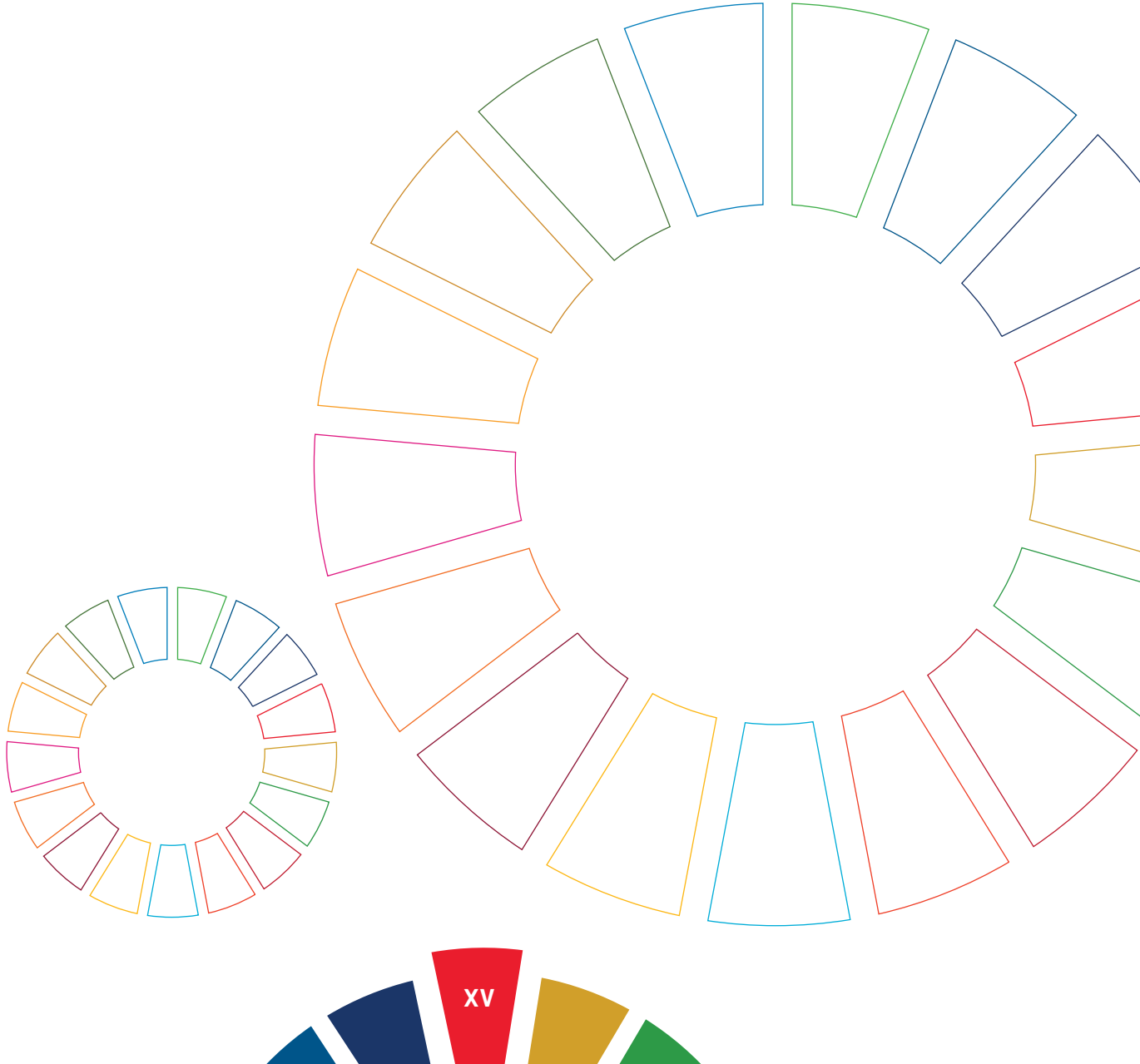



2027 (NDP 2023-2027) will be an opportunity to **align** recovery plans with national development programs and the State Budget. It will also allow for the identification of what financial resources are needed and what may be the contributions of the private sector and international cooperation.

The process of **public administration decentralization**, which is transferring greater competencies to the State's Local Government Bodies, is also an opportunity to

improve data collection, analysis and publication of the SDGs at the provincial and municipal level and to strengthen capacities and processes for this purpose.

Regarding the Angolan **statistical system**, the need remains, not only to improve the alignment of data production with the 2030 Agenda, but also to study how to harmonize the systems for collecting, compiling and sharing data from different sectors.





01

THE SDGS AND DEVELOPMENT IN ANGOLA

The 2030 Agenda, adopted in September 2015 by the United Nations General Assembly through Resolution [A/RES/70/1](#), incorporates **17** Sustainable Development **Goals** (SDGs), successors to the Millennium Development Goals (**MDGs**), which cover diverse but interconnected areas. The SDGs integrate three dimensions of sustainability – social, economic and environmental. The Agenda emphasizes the orientation of *leaving no one behind* and the eradication of poverty, which is Goal 1. It advocates a new global partnership based on a spirit of solidarity, cooperation and mutual responsibility, putting people at the center of development. It is an action plan for **People, Planet and Prosperity**; and it also aims to strengthen universal **Peace and Partnership** at the global level.

The SDGs have a very significant correspondence with the African Union's [Agenda 2063](#), estimated at about 67%¹. The SDGs that most strongly correspond to the goals of Agenda 2063 are SDG2 – Zero Hunger, SDG5 – Gender Equality, SDG7 – Affordable and clean energy, SDG16 – Peace, jus-

tice and effective institutions. The African Common Position on the Post 2015 Development Agenda bridges the gap between the 2030 and 2063 agendas.

The Long-Term Strategy for Angola in the **2025 Horizon** is the main document of global vision for Angola and its role at the international level. It is organized around five strategic policy options and six strategic axes. The **National Development Plan 2018-2022** (NDP 2018-2022), materializes the vision of the Long-Term Strategy, Angola 2025, in this period, integrating several specific policies, the latter being organized into 70 action programs, implemented through activities and/or projects.

The Republic of Angola, participated in the United Nations 70th General Assembly held in New York from 25 to 27 September 2015, where the 2030 Agenda for Sustainable Development was adopted. The assessment made based on the [Rapid Integrated Assessment](#) system in 2018 revealed that the NDP 2018-2022 programs are **aligned with 78 SDG targets**, out of a total

1 UNECA (2017) [Integrating Agenda 2063 and the 2030 Agenda for Sustainable Development into national development plans: Emerging issues for African least developed countries](#). Addis Ababa: Economic Commission for Africa.



of 150², with 30 of the 70 programs focused on fighting poverty, representing an overall alignment of 52%³.

In addition to being a signatory to a number of international conventions and

treaties on sustainable development of a specific nature, Angola is a signatory to the main **international agreements** focusing on sustainable development.

Table 1. Main international agreements in the development area

Addis Ababa Action Agenda	2015
Paris Agreement on Climate Change	2020
Sendai Framework for Disaster Risk Reduction	2015
Agenda 2030	2015
Samoa Pathway	2015
Istanbul Declaration and Programme of Action	2011

The Republic of Angola **has committed** not only to the implementation of the SDGs, but also to the *robust, voluntary, effective, participatory, transparent and integrated monitoring and review* of the implementation of the 2030 Agenda (paragraphs 72-77 of the 2030 Agenda). This constitutes a vital contribution to implementation and will help countries maximize and track progress in the implementation of the Agenda to ensure that no one is left behind. In view of this commitment, Angola has decided to prepare the first National Voluntary Review, to be presented in 2021 during the High Level Political Forum (HLPF) of the United Nations Economic and Social Council (ECOSOC). At this meeting, Angola presents a national review on the implementation of the SDGs and identifies lessons learned to accelerate the implementation of the 2030 Agenda.

VNR shows how the policies and programs of the Government of Angola place a focus on the poorest, the most vulnerable, and those furthest *behind*. The government is committed to this commitment to the SDGs, particularly as part of the country's paradigm shift towards more inclusive, integrative, and partnership-driven development.

The country is also committed to improving its sustainable **development reporting and monitoring systems**. The National Report on the SDGs is a key instrument of the national review process. The report identifies not only shortcomings in the implementation of the SDGs, but also available data and strategies, as well as global, regional and national challenges. In addition to describing trends in SDG indicators, it also analyzes the underlying causes of the trends, indicating policy suggestions to overcome

2 The assessment in Angola was based on 150 of the 169 SDG targets.

3 MEP (2020) [Alignment of the SDGs with the NDP 2018-2022](#). Ministry of Economy and Planning, June 2020.

obstacles and address emerging challenges. The systematization of the VNR output will contribute to promote evidence-based strategic development and information transparency. On the other hand, the production of the report allows for the development of existing sustainable development monitoring platforms and processes to avoid duplication and respond to national and sub-national circumstances, capacities, needs and priorities, minimizing the reporting burden on national administrations.

The elaboration of the VNR is, in itself, also a valuable opportunity to **disseminate the SDGs in Angola**, among governmental and non-governmental instances and, above all, among the population. To this end, several activities have been carried out in addition to participatory meetings under the SDG Platform, which was responsible for drafting the VNR.

A United Nations Mission (Mainstreaming, Acceleration and Policy Support – **MAPS**) was in Angola in March 2018 at the request of the Ministry of Economy and Planning (MEP), with the main objective of supporting the Government of Angola to promote dialogue on the incorporation of the SDGs into the NDP 2018-2022.

The National Institute of Statistics (INE), with support from United Nations Development Programme (UNDP) and the United Nations Population Fund (UNFPA), orga-

nized from May to July 2019 a set of four **regional workshops** to disseminate the SDGs to INE provincial services and Offices of Studies, Planning and Statistics (GEPE) of the 18 provinces of the country⁴. The Food and Agriculture Organization of the United Nations (FAO) supported the monitoring of the SDGs through the training and implementation of the [Food Insecurity Experience Scale](#) in the employment survey and Platform for the elaboration of the National Plan for Investment in Agriculture, Food Security and Nutrition. Globally, the United Nations in Angola has also developed a set of strategies known as [SDG accelerators](#), designed to guide efforts towards achieving the SDGs, generating greater impact, using fewer resources and increasing efficiency and integration between spheres of activity. In July 2020, two **workshop** sessions were organized to disseminate information to Platform members, ministry focal points, parliamentary representatives, representatives of United Nations (UN) agencies, development partners, representatives of the private sector, academic institutions and civil society.

The United Nations Office in Angola, in partnership with MEP, also organized the **course [Incorporating Evaluation into the National Voluntary Review Republic of Angola in](#)** October 2020, and participants in the working groups had access to guides on how to write this type of report⁵.

4 INE (2019) Pobreza Multidimensional nos Municípios de Angola. Luanda: Instituto Nacional de Estatística.

5 [UNICEF/CLEAR, 2019.](#)





02

METHODOLOGY AND REPORT PREPARATION PROCESS

The elaboration of the VNR followed the methodology proposed by the United Nations Department of Economic and Social Affairs (UNDESA) for 2021 as well as the updated guidelines for presentations at the HLPF . The elaboration of the VNR was coordinated by the Ministry of Economy and Planning, in coordination with the United Nations in Angola, involving governmental and non-governmental actors, members of the SDG Platform.

The process of preparation and drafting of the VNR involved different levels and sectors of government and non-government, which contributed to data collection and review throughout. Thus, it was intended to engage such important actors as the National Assembly, national oversight or human rights bodies, civil society (national and international non-governmental organizations (NGOs), academia, youth, and business sector), the United Nations team, the European Union Delegation, and other multilateral and bilateral organizations present in the country.

The Platform has the leadership of the Presidency of the Republic, assisted by a multidisciplinary coordination group that includes a national leadership team, led by the Presidency of the Republic and a coordination/operational group, led by the MEP, consisting of all key Ministry Departments, INE and the UN System. The platform is thus inclusive, encompassing ministries and respective Angolan government departments and services, members of the National Assembly, the set of United Nations agencies in Angola, and other private sector and non-governmental stakeholders, such as academia and, more broadly, representatives of civil society.

Under the coordination of the Ministry of Economy and Planning and in articulation with the Coordination of the United Nations System in Angola, the **Technical Group** was established on March 27, 2020 for the creation and management of the SDG Platform and for the elaboration of the VNR. Four working groups were also established.



Figure 1. SDG Platform

The Platform is based on six main objectives:

- > maintain sufficient and necessary pace for the achievement of the 2030 Agenda, in line with the Decade of Action, through bridges of dialogue and cooperation among the various development actors to accelerate in the achievement of the SDGs;
- > update and produce the SDG indicators and statistical analysis;
- > identify the alignment of the NDP 2018-2022 with the African Union's Agenda 2030 and Agenda 2063; define the criteria for prioritization and choice of indicators and accelerators;
- > ensure dialogue and decision-making on strategies that point to the SDGs, as well as their monitoring at the various institutional levels of government and regular reporting of progress at the national and international levels;
- > measure the impact of the main development programs in the country from the perspective of achieving the SDGs;
- > mobilize private financing for the SDGs which could also be through public-private partnerships, including using international SDG financing initiatives to develop catalytic and strategic projects to attract the private sector.

At the beginning of 2021, the organization and dynamics of the Platform's **Working Groups** were revised, and their composition was distributed by the areas of Economy and Production, Democracy and Stability, Social Welfare, and Environment.

Table 2. Working Groups and respective SDGs addressed

Group	Topic	SDG
Group 1	Economy and production	SDG 1, SDG 2, SDG 8, SDG 9, SDG 10
Group 2	Social welfare	SDG 3, SDG 4, SDG 5, SDG 6, SDG 11
Group 3	Democracy and Stability	SDG 16, SDG 17
Group 4	Environment	SDG 7, SDG 12, SDG 13, SDG 14, SDG 15



As a system of data collection and compilation, the Working Groups organized themselves around specific selected SDGs and developed systems for sharing information and discussing and monitoring progress, namely through the organization of regular meetings and presentations of progress to the MEP. During the months from October 2020 to April 2021, the groups were collecting evidence from the INE, relevant ministries and bodies and, through systematic sharing of progress and blockages in relation to data collection and compilation, it was possible to collect about 80% of the necessary information, corresponding to the information available and from reliable sources.

One of the great **challenges** for Angola for the elaboration of the VNR is precisely the **availability** of quantitative and qualitative **data**, on the one hand aligned to the SDG indicators and, on the other hand, regularly and systematically updated. Another challenge is the limited access to public information and reports (quarterly, semester or annual) of the activities of the different sectors of government that contribute to the achievement of the SDGs. To ensure that the Goals are achieved, it is necessary to use a huge amount of reliable data and statistics and to define the indicators in an appropriate and inclusive way in order to track their progress. The SDG indicators were adopted at the 48th Session of the UN Statistical Commission in March 2017 and in July of the same year by the General Assembly.

The [2020 review of the SDG indicators](#) aimed to reformulate, eliminate and/or insert new indicators and followed on from the 2020 global review. The framework includes 247 global indicators, including

231 unique indicators, without duplication, which are divided into two tiers according to data availability and level of methodological development.

Given the constraints posed by the availability of data, namely its systematic collection and compilation over time, the preparation of the VNR required reflection on the **baseline** to be used in the analysis of the Goals. The year 2015 was established as the baseline for gauging the evolution of the indicators, since the national Census had been conducted in 2014 and, in 2018, Angola had prepared a baseline indicator report of the SDGs based on an important statistical instrument, the 2015 Multiple Indicator and Health Survey (IIMS).

VNR was counting on the very timely conduct of a new survey in 2020. However, the preparation of the report was directly and indirectly affected by the **COVID-19** pandemic and the internal restructuring process of government institutions that started at the same time. Data collection for this major nationwide survey, the IIMS, was scheduled to take place in July 2020, but was postponed to 2021 given the context of constraints imposed by the pandemic. Thus, the information-sharing and discussions involved in preparing the report required additional efforts in terms of ensuring the operation of efficient reporting systems and the most comprehensive data collection possible. A significant proportion of key indicators are referenced to the latest IIMS, but much more is collected from a variety of sources – and the use of proxy data – and some information has also been obtained from studies nearing completion, such as the Second National Communication and the review of Nationally Determined Contributions (NDCs).



03

PROGRESS IN IMPLEMENTING THE SDGS

Out of a total of 231 indicators of the single SDGs (non-repeated), it was possible to identify and present information on 190 for Angola, on average more than those collected in 2018⁶. However, the availability of indicators is still heterogeneous, which signals the need to strengthen the statistical system to respond to the SDGs, as well as to ensure constant monitoring and evaluation of progress and greater disaggregation of

indicators by gender, age, economic sector, area of residence, province, municipality and other variables. It is important to note that the availability of indicators refers only to their existence and collection carried out, and should not be confused with the achievement of the goals indicated in the SDGs. Additionally, it should be noted that some compiled indicators are out of date or were calculated by approximation (*proxy*).

Table 3. Indicators with available data

	Total of indicators	Indicators for Angola	In %		Total of indicators	Indicators for Angola	In %
SDG 1	13	12	92	SDG 10	14	8	57
SDG 2	14	9	64	SDG 11	14	8	57
SDG 3	28	22	79	SDG 12	13	9	69
SDG 4	12	11	92	SDG 13	8	7	89
SDG 5	14	9	64	SDG 14	10	10	100
SDG 6	11	9	82	SDG 15	14	13	93
SDG 7	6	6	100	SDG 16	24	16	67
SDG 8	16	16	100	SDG 17	25	15	60
SDG 9	12	10	83	Total	247*	190	77

*Includes repeated.

6 INE (2018) [Sustainable Development Goals – Baseline Indicators Report – Agenda 2030](#). Luanda: National Institute of Statistics.



The pandemic of **COVID-19** is an unprecedented event that poses additional challenges to poverty eradication. The World Bank estimates that the pandemic will reverse the worldwide reduction in extreme poverty that occurred between 1990 and 2017. By 2020, between 88 and 115 million people worldwide may have fallen into poverty as a result of the effects of COVID-19. In this regard, the global goal of reducing the proportion of people living below the international poverty line by 3% by 2030 appears to be difficult to achieve¹¹.

The commitment to SDG 1 also implies redoubling efforts to ensure significant mobilization of **resources** from a variety of sources to implement programs and policies to end poverty in all its dimensions (target 1.a).

It is also important to note that due to the **notorious impacts of climate change**, it is estimated that between 68 and 132 million people in the world could become poor by 2030. A key element of poverty eradication is to increase the resilience of the poorest and most vulnerable and reduce their exposure to climate-related extremes and other economic, social and environmental shocks and disasters (target 1.5). Between 2012 and 2016, drought caused by climate change in southern Angola, in the provinces of Cunene, Namibe and Huíla, generated economic losses corresponding to 0.08% of the Gross Domestic Product (GDP), reaching USD 452.4 mi-

llion¹². In 2020-2021, Angola was again hit by a strong drought in different provinces of the country, whose effects are already manifest among rural populations and for which high economic losses are also estimated.

Until the first quarter of 2021, there were 184,180 contributors, 2,088,833 insured and 165,987 pensioners¹³ enrolled in the mandatory social protection system, which corresponds to about 7.4% of the population in the same year¹⁴. This limited coverage of mandatory social protection is also related to the wide extent of the informal economy – about eight out of every 10 people employed in Angola have an informal job¹⁵.

In Angola the proportion of population with access to appropriate drinking water sources in 2018-2019 was 51.6% (66.9% in urban areas, 29.2% in rural areas); the proportion of population with access to appropriate sanitation facilities in the same period represented 68.6% (91.8% in urban areas, 34.4% in rural areas)¹⁶.

3.1.2. Plans, Actions and Perspectives

The Government of Angola through the **NDP 2018-2022** implements different programs to eradicate poverty, highlighting the following:

11 World Bank (2020) [Poverty and Shared Prosperity 2020: Reversals of fortune](#). Washington: World Bank.

12 National Commission for Civil Protection (2017) [Drought in Angola 2012-2016](#). Luanda: CNPC.

13 INSS, administrative data from 2020.

14 Estimate considering INE's projection of the population in 2020 (31,127,674) INE (2020) [Population Projection 2015-2050](#). Luanda: National Institute of Statistics.

15 INE (2020) Employment Survey, IV quarter 2020.

16 INE (2019) IDREA 2018-2019.

Government Policies	Leader	Impact on SDG 1 indicators													
		1.1.1	1.2.1	1.2.2	1.3.1	1.4.1	1.4.2	1.5.1	1.5.2	1.5.3	1.5.4	1.A.1	1.A.2	1.B.1	
Integrated Program for Local Development and Combating Poverty (PIDLCP)	MASFAMU	●	●	●											
Family Valuation and Family Skills Enhancement Program	MASFAMU		●	●											
Program for the Modernization of the Compulsory Social Protection System	MAPTSS				●										
Program for Expansion of Water Supply in Urban Areas, City Halls and Rural Areas	MINEA					●	●								
Water Sector Development and Consolidation Program	MINEA					●	●								
Risk Prevention and Environmental Protection Program	MINOPOT							●	●	●	●				
Public Finance Management Improvement Program	MINFIN											●	●	●	

Under the Integrated Program for Local Development and Combating Poverty (PIDLCP), until the first quarter of 2021, 62,324 people were integrated into income-generating activities under the anti-poverty programs throughout the country, of which 8,166 are former military personnel¹⁷. In the same period, it was also possible to assist 92,590 families (454,880 people) in vulnerable situations with basic food baskets, as well as assist 26,175 elderly people in the community with food and non-food items¹⁸.

The [Kwenda](#) project is an important and decisive step to protect the most vulnerable populations, since it aims to reach poor families in all the municipalities of Angola, 1.6 million families, 32% of the population. It has the support of the World Bank and it was launched in May 2020 with the purpose of making direct cash transfers to poor

families. The program aims to benefit up to 1.6 million poor and vulnerable families in the country and strengthen the social protection system (covering 32% of the population). Each beneficiary family receives a lump sum of AOA 25,500 (corresponding to 26% of the poor household consumption) quarterly for one year. In addition to cash transfers, the program supports investments in productive and human capital for a subset of cash transfer recipients. As of March 31, 2021, the program has reached 24 municipalities in 17 provinces, registered 375,854 households using the Unified Social Registry, and 6,243 families in six municipalities have received the benefits (approximately 29,000 people). [Kwenda](#) plans to support nationwide 1,608,000 households in poverty and vulnerability with a quarterly income of AOA 25,500 for a period of 12 months. By 2021, the program aims to make at least one payment

17 MASFAMU (2020) Statistical Yearbook of Social Action, Family and Women's Promotion 2020.

18 Ditto.

to 300,000 households and register 400,000 more in 20 municipalities.

According to the 2014 Census, people with disabilities represent 2.5% of the Angolan population, i.e. 656,258 people. The Ministry of Social Action, Family and Promotion of Women (MASFAMU) has supported 717 **people in situations of greater vulnerability**¹⁹ with means of locomotion and technical assistance. In the context of the protection and promotion of the rights of the child, 8,512 children in vulnerable situations were assisted in 2020, hosted in 109 Reception Centers and in foster families²⁰.

The European Union's development **cooperation** in Angola is closely aligned with the SDG 2030. European Union support in Angola has focused on food and nutrition security, sustainable agriculture, education and vocational training, trade support, decentralization and social inclusion, making a contribution to eradicating poverty and reducing inequalities. In particular, the FRESAN (Strengthening Resilience and Food and Nutrition Security in Angola) program strengthens the capacities of the Ministry of Health and the Ministry of Agriculture and Fisheries to provide **food security and nutrition** services to the population, focusing on three provinces in southern Angola. It seeks to achieve in particular SDG 1 and other SDGs (2, 13, 5, 12). In the area of decentralization, the European Union project, PASCAL, seeks to accelerate progress towards sustainable development in the country and aims at promoting inclusive, responsive and effective institutions at local and national levels.

The APROSOC project (Support to Social Protection in Angola) strengthens **social action** interventions to support people in situations of greater social vulnerability in Angola, such as, among others, the elderly, people with disabilities, women and children. It is a project that aims to contribute to the achievement of SDGs 1 and 10 by supporting MASFAMU and Provincial Governments to improve programs, policies and technical capacities and skills in the social protection sector, so that the government can increasingly respond effectively to the needs of the most vulnerable people. In 2019, under the APROSOC pilot project, two quarterly payment sessions were held, with each child receiving the equivalent of AOA 3,000. Children from zero to five years of age benefit from the program, making a total of AOA 9,000, per family. Between the months of August and December 2019, 11,473 children benefited from support through social cash transfers²¹. In 2020, the project was expanded vertically (supplement from 3,000 Kwanzas to 5,000 Kwanzas per child per month) and two payment cycles (each equivalent to six-month transfers) took place in the provinces of Moxico, Bié and Uíge. The payments have benefited until the first quarter of 2021 more than 22,000 children from nearly 10,000 families, in an effort to mitigate the socio-economic impact of the pandemic²². Additionally, an emergency cash transfer project was launched in Luanda Province in 2020, funded by the Swedish International Development Cooperation Agency (SIDA) and implemented by the Provincial Government of Luanda

19 Ditto.

20 Ditto.

21 Ditto.

22 Ditto.

and MASFAMU, reaching 1,400 children (up to five years old) from 800 families.

Angola has adopted the Angola Multidimensional Poverty Index (IPM-A) as the national index to measure multidimensional poverty in the country. This Index includes four dimensions – health, education, quality of life, and employment – with indicators that express the different deprivations faced by people living in poverty. **Progress on** the IPM-A will be constantly **monitored** and evaluated to guide policy decisions to improve people’s living conditions and promote human development. The commitment to conduct new IIMS and IDREA surveys will make it possible to monitor and update the monetary and multidimensional poverty indicators, ensuring comparability in methodology and allowing progress to be assessed so that the IPM-A becomes a key public policy tool. It is worth noting that the multidimensional poverty indicators cover areas related to different SDGs that are interlinked – for example SDGs 1, 2, 3, 4, 5, 7, 8 and 10.

The pandemic of COVID-19 is a reminder of the relevance of the socioeconomic determinants of **health**, i.e., the social and economic factors that influence health and that can be altered by political or individual decisions. For example, workers in informal markets are more vulnerable to exposure to COVID-19 and have no social protection.

Firm commitment to SDG 1 also implies redoubling efforts to ensure significant **re-**

source mobilization from a variety of sources to implement programs and policies to end poverty in all its dimensions (target 1.a). It should be noted that the Abuja Declaration of 2001 includes a commitment by African countries to devote 15% of their national budgets to health spending. The Maputo Declaration makes a commitment to allocate at least 10% of the national budget to agriculture. On the other hand, the *Education 2030: Incheon Declaration and Framework for Action for the implementation of SDG 4* aims to ensure inclusive and equitable lifelong learning education, including a budgeted expenditure for education of between 15% and 20% of the GBS. In addition, the commitment to access to information on budgeting and execution should be strengthened to ensure budget transparency.

As indicated, to address the needs of the most **vulnerable** groups, Angola must therefore focus on **following up and monitoring** the results and impact of ongoing programs, especially with regard to poverty reduction. Considering the different initiatives promoted by the government for the eradication of poverty, it will be necessary to ensure that impact evaluations of social programs are carried out. It is also necessary to redouble efforts to expand and improve the collection of information on monetary and multidimensional poverty among the most vulnerable groups, including refugees, asylum seekers and internally displaced persons.



3.2. SDG 2 ZERO HUNGER

SDG 2 aims to end hunger, achieve food security, improve nutrition and promote sustainable agriculture. The Declaration of the 2030 Agenda for Sustainable Development recognizes that eradicating poverty in all its forms and dimensions, including extreme poverty, is the greatest global challenge and an indispensable requirement for sustainable development.

3.2.1. Angola's Context

In recent years, Angola has made great strides in its commitments to eradicate hunger. About 32.2% of the population lives below the **poverty line**, with rural areas being the most affected. Between the 2004-2006 and 2017-2019 biennia, the prevalence of **undernourishment** (inability to acquire enough food, defined as a level of food intake insufficient to cover energy needs for an active and healthy life) went from 52.2% to 19%, i.e., from 10.5 million undernourished people to 5.7 million. This means that in order to achieve the goals of Agenda 2030 it is

necessary to redouble efforts leading to the eradication of hunger – Zero Hunger – for the 5.7 million undernourished people in Angola.

With regard to food and nutrition, despite advances in some health indicators in recent years, the challenges are still great. **Severe food insecurity** affects almost two million households²³, with rural areas and female-headed households being the most affected. **Malnutrition** and micronutrient deficiencies are highly prevalent. Between 2007 and 2015, chronic malnutrition among children under five increased from 29% to 38%, placing Angola below the region's average, whose prevalence is 29.1%.

Anemia is considered, according to the World Health Organization (WHO) parameters, a serious public health problem ($\geq 40\%$). The last survey conducted in women in 2007 showed that anemia in pregnant women was 57% and among non-pregnant women 52.3%. In children, data from 2015 showed a prevalence of anemia among under-fives of 65% and the results also showed that only 13% of children had a minimum acceptable diet (quality and frequency). Regarding **malnutrition**, 47% of women of childbearing age (15-49) suffer from anemia. Approximately 5% of children under five suffer from **acute malnutrition** and 38% from **chronic malnutrition**. On the other hand, the double burden of malnutrition is becoming increasingly relevant, with the overlap and simultaneity of malnutrition, obesity and micronutrient deficiencies both at the individual and household levels. The prevalence of obesity did not represent very high values until 2016 – only 6.8% –

23 INE (2019) [Final Report of the Survey on Expenditure and Revenue](#). IDR/IDREA – 2018/2019.

but the increase by 1.2 percentage points between 2012 and 2016 drew attention to the problem. It should be noted that 3.4% of children suffered from overweight according to INE²⁴, while 5% suffered from acute malnutrition in 2016. Only a 53% of the population (32% in rural areas) had access to improved water sources, which affects 16% of children, particularly in relation to diarrhea²⁵.

Nutrition programs still have a low level of coverage. Only 6% of children receive vitamin A megadose supplements and 11% receive iron supplements. Iron and folic acid supplementation among pregnant women also needs to be improved: 25% of pregnant women receive no supplements and only 32% receive supplements for more than 90 days, as recommended by the WHO.

As for **sustainable agricultural production** in Angola, the sector is strongly based on family farming and livestock, which are the basis of agriculture in the country, representing about 91% of all national production. These activities are developed by peasants using family labor, selling the surplus of their production to the market. Currently, family farming is responsible for the production of about 80% of cereals, 90% of roots and tubers, and 90% of pulses and oilseeds. Corporate agriculture, in turn, comprises medium and large scale investments oriented towards the market and national self-sufficiency, with the objective of developing economies of scale and ensuring quality and competitive pro-

ducts, quantity and regularity of internal distribution, and export potential²⁶.

Angola's vulnerability and exposure to **climate change** have been felt over time, with frequent episodes of extreme climatic phenomena such as droughts, floods or accentuated temperature variability in some areas of the country that condition the Angolan economy, production and the well-being of the population. **Drought** and its secondary effects on the food and nutritional security of the population have impacts on the nutritional status of the population, causing an increase in cases of child malnutrition and an increase in the demand for quality health and nutrition services. Angola is a country prone to cyclical droughts due to climate change that affects mainly the southern provinces of the country and more severely the semi-arid areas of Cunene, Huíla and Namibe provinces. The persistent phenomenon of El Niño has had negative impacts on rainfall, increasing the number of people in food insecurity due to considerable losses in agricultural production and livestock, further exacerbating poverty and the economic condition of families²⁷.

3.2.2. Plans, Actions and Perspectives

The Government of Angola through the **NDP 2018-2022** implements different programs to eradicate hunger, highlighting the following:

24 INE (2016) Survey of Multiple Indicators and Health 2015-2016. Luanda: National Institute of Statistics.

25 MINSÁ (2007) Relatório do Inquérito Alimentar em Angola. Luanda: Ministry of Health.

26 Government of Angola (2018) [National Development Plan \(NDP\) 2018-2022](#). Luanda: Ministry of Economy and Planning.

27 National Commission for Civil Protection (2017) [Drought in Angola 2012-2016](#). Luanda: CNPC.

Government Policies	Leader	Impact on SDG 1 indicators													
		2.1.1	2.1.2	2.2.1	2.2.2	2.2.3	2.3.1	2.3.2	2.4.1	2.5.1	2.5.2	2.A.1	2.A.2	2.B.1	2.C.1
Action Programs of the National Development Plan 2018-2022	MEP	●	●	●	●		●		●				●		
Local Development and Poverty Alleviation Program	MASFAMU		●	●	●	●									
Gender Promotion and Women's Empowerment Program	MASFAMU														
Maternal and Child Health and Nutrition Improvement Program for Modernization of the Compulsory Social Protection System	MASFAMU MINSА		●	●	●										
Production Support, Import Substitution and Export Diversification Program	MEP						●						●		
Program for the Promotion of Livestock Production	MINAGRIP						●						●		
Program for the Promotion of Sustainable Exploitation and Management of Forest Resources	MINAGRIP						●						●		
Food and Nutrition Security Improvement Program	MINAGRIP MINSА	●	●	●	●										
Program for the Promotion of Livestock Production	MINAGRIP						●		●				●		
Program for the Promotion of Sustainable Exploitation and Management of Forest Resources	MINAGRIP						●	●	●				●		
Sustainable Exploitation of Living Aquatic Resources and Salt Program	MINAGRIP						●								
Sustainable Aquaculture Development Program	MINAGRIP						●								
Program to Stimulate Production in the Manufacturing Industry	MINDCOM						●		●				●		
The Management Plan for Fisheries and Aquaculture (POPA 2018 - 2022)	MINAGRIP						●								
Biodiversity and Conservation Areas Program	MCTA						●								
Risk Prevention and Environmental Protection Program	MCTA						●								

Government Policies	Leader	Impact on SDG 1 indicators														
		2.1.1	2.1.2	2.2.1	2.2.2	2.2.3	2.3.1	2.3.2	2.4.1	2.5.1	2.5.2	2.A.1	2.A.2	2.B.1	2.C.1	
Logistics and Distribution Development Program	MINCOM	●	●	●	●											
Program for Expansion of Water Supply in Urban, Municipal and Rural Areas	MCTA	●	●	●	●											
Water Sector Development and Consolidation Program	MINEA	●	●	●	●		●									
Basic Sanitation Improvement Program	MINEA	●	●	●	●		●									
Integrated Plan for Acceleration of Family Agriculture and Fishing (PIAAPF)	MINAGRIP	●					●		●			●				

Both models of agricultural development – family farming and corporate farming – are necessary and decisive for the country's development, and Angola intends to act to overcome the constraints each faces. Given this context, the **Agriculture Development Program** aims to increase the productivity of the agricultural sector by promoting the sustainable transformation of subsistence production and the progressive increase of market-oriented production, with a view to achieving food security by fighting hunger and poverty, boosting national agro-industry, reducing production dependence, and diversifying the economy.

Angola's National Adaptation Programme of Action (PANA)²⁸ identifies agriculture, forestry, fisheries and coastal areas, human health, infrastructure and energy as the main sectors affected by climate change. The same document also identifies that the main threats and expected

impacts of climate change are floods, droughts, soil erosion and rising sea levels.

The **National Strategy for Climate Change** (ENAC 2020-2035)²⁹, highlights actions for sustainable agriculture and fishing, as well as sustainable forest management and land use changes to combat land degradation and greenhouse gas emissions. Environmental issues are a cross-cutting concern in the Long-Term Development Strategy (ELP Angola 2025). In accordance with this strategic framework and given the specific conditions of Angola, the executive's vision for the sustainability of natural resources and the environment is translated into a set of actions aimed at preserving and restoring ecosystems, ensuring their sustainable exploitation, fighting desertification, preventing and reversing land degradation processes and enhancing biodiversity, for the improvement of the quality of life of citizens and future generations.

28 UNFCCC (2011) Angola's National Adaptation Programme of Action (NAPA). United Nations Framework Convention on Climate Change.

29 MINAMB (2018) [National Strategy for Climate Change](#). Luanda: Ministry of Environment.

Thus, the **Environmental Sustainability Policy**, contained in the NDP 2018-2022, defines priorities for intervention, highlighting the programs for Risk Prevention and Environmental Protection and Biodiversity and Conservation Areas, which among other objectives, target the risks that affect in particular the most vulnerable populations and cause significant losses in economic activities, particularly in agro-livestock, as well as the preservation and enhancement of biodiversity.

The Government of Angola conducted a review of the **2018-2022 NDP**, based on state reform, in order to align the Plan with the goals and targets advocated in the SDGs. More than 70 action programs were adapted and the targets were reorganized. This government action was an opportunity to review international and regional commitments, to organize development plans, programs and projects for a more efficient results-oriented management that allows to monitor progress and assess impacts on the population. For SDG 2, one of the main national programs in the NDP 2018-2022 is the **PRODESI**, whose purpose is to accelerate the diversification of the economy and import substitution by increasing domestic production and prioritizing value chains, mainly within sustainable agriculture. The main policies for agriculture and fisheries are **Angola's Medium-Term Development Plan for the Agricultural Sector** (PDMPA 2018-2022) and the **Integrated Plan for the Acceleration of Family Agriculture and Fisheries** (PIAAPF 2020).

The indicators show that Angola still has many challenges in the field of fighting hunger. The government addresses these challenges by inviting all the different ac-

tors in **civil society** to be part of the fight against hunger and all forms of malnutrition through the development of plans and targets aimed at combating them, increasing local production and productivity in a sustainable way, and strengthening the role of women in rural areas. Similarly, the measures taken to improve multi-sectoral and inter-sectoral **coordination**, integration and collaboration are aimed at creating a holistic intervention to ensure the achievement of the SDGs.

The elaboration of the National Strategy for Food Security (**ENSAN II**) is at a final stage, whose vision and general objective is to achieve an Angola free of malnutrition by 2030, with a view to the progressive realization of the right to adequate food, leaving no one behind. Both the government, through its different sectors, and non-governmental organizations can implement the ENSAN II taking into account the new economic, environmental and social scenario in Angola to achieve national, regional and global goals.

The challenges linked to inter-sectoriality and the creation and functioning of **governance bodies** for national **food security** should be considered as opportunities to strengthen the country's institutional review processes and new governance paradigms. On the other hand, the identification of new priority sectors for economic development as well as Angola's current priorities should be included in the Long-Term Strategy for 2050. Lastly, the alignment of government policies and programs with the African Union's Agenda 2063, the CAADP (**Comprehensive Africa Agriculture Development Programme**) Cooperation Framework and the SDGs leads to the need to adjust the country's

vision to ensure food and nutritional security for all citizens. Further, the principle of moving forward together and no one being left behind should motivate government, civil society, and the private sector towards sustainability.

First, there is a need to **value the results of** sectoral **programs** and projects and their contribution to achieving national food security objectives. This should be done through the efforts of all parties involved and the mutual cooperation of the entities involved in food security actions.

Angola must also be able to guarantee **effective access to** quality **food in** adequate quantity and variety for all people, strengthening measures to regularize food prices and the purchasing power of families by improving infrastructure, implementing social protection programs, improving distribution chains and points, as well as the location of markets. It will be fundamental to guarantee the access of local producers to high value-added markets by improving the quality of infrastructure, including ports, roads, railways, communication facilities, food preservation and storage, among others, which facilitate the functioning of markets and therefore influence people's physical access to food. In this regard, resources should

be promoted and mobilized to expand social infrastructure programs and projects (electric power, water reservoirs, fountains, community and household rainwater collectors) targeted at communities most affected by climate change.

In a more general scope, private initiatives and public incentives for **acquisition and access to production factors** should be fostered, facilitating access to land, water, seeds of improved and adapted varieties, tools, fertilizers, correctives, pesticides, aquaculture feed, and other inputs for agriculture and fishing (family and small-scale), and promoting nutrition-sensitive production.

In a complementary scope to agricultural production, social **protection** should be strengthened in a decentralized way for the most vulnerable or at-risk people through the implementation of a national solidarity fund, and the environmental resilience of the agricultural sector should be promoted through universal coverage to ensure protection for small producers.

The private investments to be made in Angola should be encouraged by the State to be promoters of increased **productivity** in order to foster more interconnections with agribusiness.





3.3. SDG 3 GOOD HEALTH AND WELL-BEING

SDG 3 aims to ensure healthy lives and promote well-being for all at all ages. The Declaration of the 2030 Agenda for Sustainable Development recognizes that improving health indicators is a global challenge and an indispensable requirement for sustainable development.

3.3.1. Context of Angola

Health and social well-being are priorities of the Angolan government highlighted in the Human Development Pillar of the National Development Plan (NDP 2018-2022).

The gradual increase in public investment in health has allowed an expansion of access to services, until the first quarter of 2021, 60% of the population had access to health services, according to the Ministry of Health (MINSa). Another important area that translates the effect of resource availability has been the increase in health professionals in the sector, in order to mitigate the insufficiency in quantity and quality, especially in peripheral areas

(between 2015 and 2019, it went from one doctor or nurse to 1.34 doctors and 10.62 nurses per 10,000 population). In 2020, the entry process for new professionals was continued to fill 7,000 vacancies, of which 1,242 doctors, 2,757 nurses, 1,691 diagnostic and therapeutic technicians, 779 hospital support and 531 from the general regime. Currently, the sector has 77,419 professionals, of which 4,133 are doctors, of which 1,623 are specialists, 32,980 are nurses, 7,534 are diagnostic and therapeutic technicians, and 32,772 are general and hospital support technicians.

Regarding health data, the **maternal mortality ratio** measured in the 2015-2016 IIMS was 239 maternal deaths per 100,000 live births, and until the first quarter of 2021, administrative data obtained by registering births performed in health facilities record 248 maternal deaths per 100,000 live births. According to MINSa data, the maternal mortality ratio increased from 291.97 per 100,000 live births in 2018 to 287.89 per 100,000 in 2019³⁰. Despite the methodological difference for the measurement of this indicator, the increase in maternal mortality may be linked to the difficulties still existing in access to quality health services, the persistence of high rates of teenage pregnancy, low education of women, gender inequalities, in addition to the limited coverage of family planning and the poor availability of health professionals.

Until the first quarter of 2021, there was also a reduction in the number of **institutional deliveries** compared to previous years, attributable to the effects of the COVID-19 pandemic, which caused the closure of routine services in several heal-

30 DNSP/MINSa (2020) Programa de Saúde Sexual Reprodutiva. Luanda: MINSa.

th units during the State of Emergency, combined with the users' fear of attending health units during the pandemic. As for the proportion of deliveries assisted by qualified health personnel, until this period and according to information provided by the Health Information System, only 14% of expected deliveries were performed in health facilities, falling far short of the recommended target of 55% programmed for the year³¹. The poor performance of this indicator is, in part, justified by the situation of the COVID-19 pandemic, highlighted earlier. Regular data collection from the provinces has been a challenge that may be contributing to the underestimation of information on institutional deliveries. Cultural factors, such as resistance to delivery and postpartum care by men, may also underlie the very low uptake of deliveries attended by skilled health personnel³².

An aspect also of concern has been the observed decline in pregnant women's access to **prenatal care**, as measured by adherence to the first appointment. According to administrative data available for the period 2016-2018, pregnant women's access to the first consultation has dropped from 81% in 2016 to 57% in 2017 and to 45% in 2018. The same was true for the proportion of pregnant women expected to complete four consultations, which reduced from 44% in 2016 to 31% in 2017 and 24% in 2018.

For the calculation of **birth coverage**, considering as denominator the pregnant women who had access to health services, measured by the first consultation, these represented 66.65% of pregnant women who had an institutional delivery, the same percentage in the year 2018 which was

66% of pregnant women who went to the first consultation and returned for institutional delivery.

Regarding **vaccination**, Angola has been extending the number of health units offering vaccination, highlighting that in the period from 2015 to 2019, vaccination posts increased from 1,347 to 1,643. From 2017 to 2019, the inactivated polio vaccine (injectable) was introduced as part of the commitment to eradicate polio in the region and the world. In terms of infrastructure improvements, 58 solar cold chain equipment were installed in 15 provinces, the central cold chain was expanded to three chambers, and temperature recording (multi-log) systems for remote monitoring of vaccine storage were installed in three provinces. The management capacity of the Expanded Vaccination Program (EPI) was strengthened with the provision of 34 computers and 40 tablets to improve the working conditions of provincial and municipal supervisors and improve the program's information system. Regarding vaccination coverage of BCG, administered at birth, these increased from 58% in 2016 to 90% in 2017 and 96% in 2018. The triple-dose vaccines, which are good indicators for assessing vaccination coverage, went, for example, from 74% coverage to 73% and 82% in 2016, 2017, and 2018, respectively (Pentavalent and pneumonia vaccine, three doses). In the same period, routine vaccination intensification activities were carried out in municipalities with low coverage, as well as polio vaccination campaigns in provinces with emergence of vaccine-derived cases. To improve program performance, municipal teams were formed and trained in three provin-

31 Ditto.

32 MINSA (2020) Programa de Saúde Sexual Reprodutiva, 2020. Luanda: MINSA.

ces where polio environmental surveillance monitoring was implemented.

The **Child Health** Program monitors three communicable diseases in under-fives, namely, severe pneumonia, acute diarr-

heal diseases with severe dehydration, and severe malnutrition. The selected proxy indicators of average incidence of these diseases for the period 2014-2018 are described in the table below:

Table 4. Average incidence of communicable diseases in children under five (2014-2018)

Disease	Average incidence per 100,000	Mortality Rate
Severe malnutrition	682,27	19,66
Severe pneumonia	9.076,79	18,18
Diarrhea with severe dehydration	6.209,65	7,31

Source: MINSA, Epidemiological Bulletin, 2019.

A decline in the incidence of pneumonia and diarrhea with severe dehydration is observed between 2014 and 2017, which coincides with the introduction of the pneumo 13 and rotavirus vaccines. To minimize the situation of the mentioned diseases, the health sector in its under-five **strategy** has as main pillars the promotion of early and exclusive breastfeeding until six months of age and continued until two years of age, with the gradual introduction of a balanced diet. Vitamin A is also administered during routine vaccination starting at six months of age and in polio vaccination campaigns. In 2020, 2,867,852 doses of vitamin A were administered to children between the ages of six months and five years.

Regarding **HIV-AIDS** surveillance, it is being implemented but there is not yet an effective system of individual notification of HIV-AIDS cases, implemented in all health facilities in the country, which would allow new cases to be counted (without duplicates). Estimates of new HIV-AIDS cases in 2020, calculated by the Joint

United Nations Programme on HIV-AIDS (UNAIDS) Spectrum program, are still preliminary: in the year 2019, it corresponded to 0.9/1,000 population. The trend in HIV-AIDS incidence, by the same estimates, is one of stability over the last ten years. Regarding routine data, to assess the coverage of testing, treatment and viral suppression, there has been great progress in the last three years in the information system, with the adoption of integrated instruments for registration and data collection (HIV-AIDS, TB, SSR) and the use of the DHIS2 platform. However, constraints related to the quality of records and reports persist, in addition to deficient means for sending data (equipment, trained human resources and internet), which impact the results of the indicators.

During the year 2020 the **malaria** Incidence rate was 250/1,000 population, higher compared to the year 2019, which recorded 234/1,000 population. According to the National Malaria Control Program (2020), the rise in cases, is due to the reduction in integrated preventive interventions, namely



Integrated Vector Control and the distribution of Long-Lasting Insecticide Treated Mosquito nets, partly due to the situation imposed by the COVID-19 pandemic, which also had an effect on the reduction in the number of consultations for all causes, including malaria.

Administrative coverage of **contraceptive** use remains low at around 9%.

Through the National Institute for Anti-Drug Fight (**INALUD**), 10,529 **drug** users were controlled in Angola in 2019, of which 6,782 use *cannabis sativa* and alcohol, while 3,747 use multi-drugs. Although it is no-

table that there are several difficulties in collecting and sending statistical data in certain provinces, the effort made by the Local Intervention Units (UIL) to make them available is visible. The data of the mental health program for 2018 still records 8.4 **suicides** per 100,000 population³³.

Regarding the overall status of **non-communicable diseases**, Angola has selected three causes for monitoring, namely hypertension, diabetes and traffic accident trauma. In the table below you can see the distribution of these diseases in the years 2018-2019.

Table 5. Non-communicable diseases (2018-2019)

	2018				2019			
	Cases	Deaths	Incid./100,000	Mort./100,000	Cases	Deaths	Incid./100,000	Mort./100,000
HTA	291.902	828	997,96	2,83	262.302	339	869,25	1,12
Diabetes	18.258	517	62,42	2,77	13.097	295	43,40	0,98
Trauma from traffic accidents	11.721	2.420	40,7	8,27	11.768	2.227	39,00	7,38

Source: MINSa, Epidemiological Bulletin, 2019.

Of the three non-communicable diseases, hypertension is the main cause of morbidity, with an incidence of 997.96 per 100 thousand population. However, traffic accidents, despite having a lower incidence, have a mortality rate of 8.27 per 100 thousand population.

Among other reasons for the increase in the maternal mortality rate in 2020 is the weak **financing of** health facilities at the

municipal level, insufficient to cover operating costs for campaigns to mobilize women to adhere to institutional delivery and increase access to delivery rooms for pregnant women. Also, the low coverage of specialized nurses in delivery rooms in the most remote areas³⁴.

The proportion of women with their **family planning** needs met also showed a drastic reduction considering the available admi-

33 DNSP/MINSa (2018) Mental Health Program. Luanda: MINSa.

34 MINSa (2020) Programa de Saúde Sexual Reprodutiva, 2020. Luanda: MINSa.

nistrative data, from 24% according to the 2015-2016 IIMS to 7.8% in 2020 according to MINSA data³⁵.

Access to **health insurance** is relatively low in Angola, averaging 0.9%, of which 1.4% refers to the proportion of population residing in urban areas and 0.1% for population residing in rural areas³⁶.

WHO has identified 20 **Neglected Communicable Diseases (NTDs)**, 16 of which are prevalent in Angola. The most frequent in the country are Onchocerciasis (River Blindness), Schistosomiasis (Bilharzia), Soil-transmitted Helminths (Geohelminthiasis), Lymphatic Filariasis (African Human Elephantiasis), Leprosy, Trypanosomiasis (Sleeping sickness), and Rabies. The

least frequent are Dengue, Trachoma, Brucellosis, Cystocercosis, Leishmaniasis, Buruli ulcer, Boubas, Scabies, Dracunculosis, and Snakebite Poisoning. Five of the most frequent, namely Schistosomiasis, Lymphatic Filariasis/Loasis, Onchocerciasis, Trachoma, and Geohelminthiasis, are amenable to preventive chemotherapy.

The country carries out a mapping of neglected diseases every five years, and the last mapping was carried out in 2018. Some of the neglected diseases are included in the National Epidemiological Surveillance System of mandatory notification, such as schistosomiasis, leprosy, trypanosomiasis, onchocerciasis, dengue, and rabies.

Table 6. Evolution of NTDs (2017-2019)

	2017	2018	2019	2017	2019
	Cases			Incidence rate (per 100,000 population)	
Schistosomiasis	32.887	39.814	37.816	132,12	125,32
Leprosy	463	847	91	2,90	0,30
Dengue				0,62 (mortality 2:27)	8,55 (mortality 0.32)
Trypanosomiasis	18	79	11	0,27	0,04
Onchocerciasis	603	238	288	0,81	0,95

Source: MINSA, Yearbook, 2019

Regarding Trachoma, a pre-assessment of the records of surgical interventions was performed in the period 2009 to 2016, and a total of 863 cases were diagnosed, of which 189 (22%) were intervened. For the diseases amenable to prophylactic treatment, the fo-

llowing campaigns were developed during 2020: for Lymphatic Filariasis, prophylactic treatment with Ivermectin and Albendazole was administered to 1,977,831 people (28% therapeutic coverage). For Onchocerciasis, administration of Ivermectin to 3,509,327

35 Ditto.

36 INE (2019) [Inequality and Poverty Quick Fact Sheet](#). IDR/IDREA - 2018/2019. Luanda: National Institute of Statistics.



people (39.15% coverage of endemic areas). For Schistosomiasis and Helminthiasis, Praziquantel was administered to 437,818 (3.62%) and the second dose for Helminthiasis with only Albendazole to 2,404,442 individuals) (7.11% therapeutic coverage). The improvements in the control of these diseases are due primarily to government efforts and funding from the World Health Organization.

Respiratory diseases and in over-fives has a high incidence, 2,366.22/100,000 population. However, mortality from this cause was 3/100,000 in 2018 and 3.17/100,000 in 2019. Regarding **waterborne** diseases, there was an outbreak of small intensity in 2018 with 1,416 cases and 18 deaths and only 19 cases and no deaths the following year. With regard to typhoid fever, which has the same transmission mechanism, there was an incidence of 1,577.25/100,000 population in 2018 and a low mortality

rate (0.78/100,000); in 2019 the incidence is down slightly (1,450.72/100,000) and a mortality rate of 0.86/100,000.

In the area of **zoonoses**, human rabies stands out, since in the period 2018-2019 it increased from 216 cases to 257 (an incidence of 0.74/100,000 to 0.52/100,000), all ending in death. Of note, efforts have been made by the government, both in relation to animal control and vaccination of humans after exposure. Dengue fever in the 2018-2019 period went from 2,502 cases (incidence of 855/100,000 population) to 489 cases (incidence of 1.62/100,000).

3.3.2. Plans, Actions and Perspectives

The Government of Angola through the **NDP 2018-2022** implements different programs to promote quality health, highlighting the following:

Government Policies	Leader	Impact on SDG 3 indicators																										
		3.1.1	3.1.2	3.2.1	3.2.2	3.3.1	3.3.2	3.3.3	3.3.4	3.3.5	3.4.1	3.4.2	3.5.1	3.5.2	3.6.1	3.7.1	3.7.2	3.8.1	3.8.2	3.9.1	3.9.2	3.9.3	3.A.1	3.B.1	3.B.2	3.B.3	3.C.1	3.D.1
National Health Development Plan (PNDS 2012-2025)	MINSAs	●	●	●	●	●	●	●	●	●	●	●	●	●	●	●	●	●	●	●	●	●	●	●	●	●	●	●
Study on the Demographic Dividend Profile in Angola	MINSAs	●	●	●	●											●	●	●										
National SRMNIAN Strategy 2020-2025	MINSAs	●				●					●	●	●	●	●	●	●							●				
National Strategy for Adolescent and Youth Health Care 2016	MINSAs	●	●	●	●											●	●											
National Family Planning Strategy 2017-2021	MINSAs	●	●	●	●											●	●											



Government Policies	Leader	Impact on SDG 3 indicators																											
		3.1.1	3.1.2	3.2.1	3.2.2	3.3.1	3.3.2	3.3.3	3.3.4	3.3.5	3.4.1	3.4.2	3.5.1	3.5.2	3.6.1	3.7.1	3.7.2	3.8.1	3.8.2	3.9.1	3.9.2	3.9.3	3.A.1	3.B.1	3.B.2	3.B.3	3.C.1	3.D.1	3.D.2
Communication Strategy for Healthy Pregnancy Spacing 2017	MINSA	●	●	●	●													●											
National Strategy for Prevention, Diagnosis of Obstetric Fistula 2020-2025	MINSA			●	●				●																●				
Immunization Strategic Plan 2016-2020	MINSA			●	●																								
National Food and Nutrition Policy 2018	MINSA			●	●																								
National Malaria Control Strategic Plan 2021-2025	MINSA X			●	●				●																		●		
Tuberculosis Control Strategic Plan 2018-2022	MINSA								●																				
HIV-AIDS Strategic Plan, 2015-2018	MINSA							●																					
Prevention of Mother-to-Child Transmission of HIV-AIDS Plan 2018-2022	MINSA	●		●	●	●																							
Born Free to Shine 2018 Campaign	MINSA							●																					
National Viral Hepatitis Protocol, 2019	MINSA							●																					
National Newborn Plan 2020-2025	MINSA			●	●																								
Human Resources Development Plan 2013-2025	MINSA	●	●	●	●														●										
ADECOS National Policy 2014	MINSA	●	●	●	●				●																				



Photo by Francisco Venâncio on Unsplash

In the period 2015–2019, the **Ministry of Health**, with the support of several partners, has developed several national **strategies**, which follow international parameters, focused on reproductive, maternal, neonatal, child, adolescent, and food and nutrition health, which provide the basic guidelines to improve the health and well-being levels of the Angolan population.

The Ministry of Health has been able to mobilize domestic **resources**, international cooperation, in addition to loans, to improve health interventions. As of 2017, for example, the procurement of vaccines with GBS resources stands at about USD 20 million per year.

The involvement of the First Lady of the Republic, in the scope of the [Born Free to Shine](#) campaign, aimed at reducing the transmission of HIV-AIDS from mother to child, has been remarkable for the sector in order to mobilize society in general about the need for testing for the human immunodeficiency virus.

Also, the creation of **mental health** nuclei in several provinces has improved the reporting of mental forum illnesses/events.

In response to the pandemic of **COVID-19**, the Government of Angola increased and strengthened the **capacity** of the national public health **system** by increasing the number of molecular biology laboratories, a total of six for the entire country, equipping hospital units and building field hospitals, in addition to acquiring cutting-edge materials and equipment. In 2020, 5,581 beds were acquired, above the annual target (500 beds). This performance resulted from the increase in inpatient capacity in health units, especially in units undergoing rehabilitation and expansion, namely, in the emergency room of the Children's Hospital, in the quarantine and treatment areas of COVID-19 (Special Economic Zone, Barra do Kwanza, Calumbo 1 and 2), in response to the improvement in the health services. Additionally, the Bié General Hospital and

the Maternal-Child and Provincial Hospitals of Lunda Sul were inaugurated.

The decision to increase the **number of health professionals**, with a focus on a more balanced distribution of them throughout the country, came in response to a need to improve health services.

The Presidential Decree establishing the **new organizational chart** of MINSA, with emphasis on the creation of the Department of Primary Health Care to replace the former department of reproductive health, expands the scope of the work of the National Directorate of Public Health with regard to addressing universal health coverage.

Comparing 2020 with 2018, especially in relation to the Prevention of Mother-to-Child Transmission of HIV-AIDS Program and driven by the Born Free to Shine campaign support, there is an increase in **HIV-AIDS** testing coverage in pregnant women from 46% (2018) to 62% (2020). Coverage for HIV-AIDS testing in pregnant women in antenatal care increased from 56% (2018) to 93% (2020). Over the same period, antiretroviral treatment coverage relative to the estimated number of pregnant women living with HIV-AIDS increased from 36% (2018) to 71% (2020). This progress has reduced the estimated Mother-to-Child HIV-AIDS Transmission Rate from 28% in 2018 to 19% in 2020 (preliminary Spectrum data). The biggest barriers lie in attracting pregnant women for prenatal care and institutional delivery, in addition to follow-up of the HIV-exposed child. In the last two years, the country has invested in expanding the supply of viral load molecular virology tests for treatment monitoring and

for early infant diagnosis, with acquisition of equipment and supplies.

There was also a reduction in mortality due to **road traffic** injuries in the 2018-2020 period following investments made by the government in road prevention campaigns and the creation of the Integrated Center for Public Safety.

One of the major challenges to achieve SDG 3 is **multisectoral articulation**, with special emphasis on the Ministries of Youth and Sports, Education and Social Action, Family and Promotion of Women, which act on the determinants that directly reflect on the health of the population, with emphasis on maternal, neonatal, child and adolescent health and nutrition. Since Angola is an eminently young country, with a majority **female** population, the emphasis of the mentioned sectors should naturally be on the application of the Demographic Dividend approach, the social mobilization of girls in the communities for the dissemination of qualified information on sexual and reproductive health; the inclusion of Sexual Education themes in the curricula of primary and secondary schools, creating mechanisms for the retention of girls in school; and the intensification of actions for gender equality and equity and the prevention of gender-based violence. Another challenge is the repositioning of people-centered Family Planning and a strong involvement of men in this perspective.

The main SDG 3 **indicators**³⁷ for this VNR were based on the 2015-2016 Multiple Indicator Cluster and Health Survey as baseline. Due to the emergence of the COVID-19 pandemic, the IIMS 2020 was not conducted and for the purpose of monitoring the progress

37 INE (2017) [Survey of Multiple Indicators and Health 2015-2016](#). Luanda: National Institute of Statistics.

of the indicators, the report considered the Statistical Yearbooks and Epidemiological Bulletins of the Ministry of Health, data generated by specific programs such as Spectrum, as well as proxy indicators. Another important aspect to note is that the Health Information System in Angola is in a transitional phase, relying on both a manual system and digital data production. The two systems are not harmonized, and there is information that appears in one that does not appear in the other. Additionally, it is observed that a large part of the health units have not been able to report the information, whether manual or digital.

Despite the progress made in terms of the existence of favorable and current national plans and strategies, increased public health sector capacity in managing COVID-19 and improved government capacity in establishing partnerships and mobilizing domestic and external resources, the reduction of **maternal**, child and adolescent **mortality** rates in particular and the integrated package of women's, newborn, child and adolescent health services remain a major challenge to meeting the SDG 3 targets. Another major challenge in the sector lies in a functional and harmonized **health information** system, especially at the level of data production units, including the operationalization of the various strategies defined at the national level.

For the operationalization of the deconcentration/decentralization of health services, it is important to allocate human, financial, and material **resources** for the implementation of programs prioritized by the government at the municipal level, with emphasis on improving maternal and child health. There are already all the guiding instruments that standardize the quality of care to be

provided to the prioritized groups. On the other hand, there is an expansion of several health structures under construction in the different municipalities included in the [PIIM](#).

The timeliness of investment in **family planning** in order to achieve 52% coverage, as described in the Demographic Dividend study, will have a beneficial spillover effect, ranging from slowing population growth, with falling maternal and infant mortality, to preventing teenage pregnancy, causing girls to be retained in school, and increasing the opportunities for more than half of the population to contribute concretely to the harmonious economic and social growth of the country. Joining the Family Planning 2030 initiative, reaffirming commitments to allocate financial and programmatic resources for interventions to provide information and modern methods of contraception, including for adolescents and young women, should be a priority for the sector.

The **restructuring** of the mother, child and adolescent health **programs**, based on primary health care, including community health, aiming to achieve universal health coverage is another desirable option, along with the continuity of external funding and support from other national and international stakeholders and donors.

The **COVID-19** prevention measures, which are universal, have benefited the prevention of other communicable diseases, such as respiratory infections, the fecal-oral transmission diseases, also benefiting from the massive training of Infection Control and Prevention technicians and the use of personal protective equipment in the country. The pandemic showed the government's capacity to organize itself and respond to adverse situations with quality, relying on the support of various partners.





3.4. SDG 4 QUALITY EDUCATION

SDG 4 aims to ensure inclusive, equitable, quality education and promote lifelong learning opportunities for all. The Declaration of the 2030 Agenda for Sustainable Development recognizes that education at all levels and the supports for its improvement are a pillar of sustainable development.

3.4.1. Context of Angola

In Angola, no data are available to measure student learning due to the lack of national examinations. The country did not participate in the international projects promoted by the United Nations Educational, Scientific and Cultural Organization (UNESCO) on learning assessment. For this reason, we used the indirect indicator to measure learning, the **net school attendance rate**. The data from the Ministry of Education for the year 2020 indicate a net school attendance rate in primary education of 76.1%. As a consequence, at least 23.9% of children in the 6-11 age group are outside elementary school.

Regarding the **completion rate** in Primary Education (Goal 4.1.4), the value verified in

the years 2015 and 2019 for men exceeded 100%, due to the mismatch between age and classes. This mismatch is due to the early, late entry or repetition of students in the different classes. This is a phenomenon that affects mostly boys.

Comparing the data for the 2015 and 2020 school years, the elementary school completion rate has maintained an average around 56.2%. Despite continued efforts by the sector to increase the completion rate, retention in primary education is high. In the Lower Secondary Education, the value verified in the year 2015 shows significant differences between boys and girls, that is, 57.89% boys compared to 44% girls, which corresponds to 76 girls completing for every 100 boys. For the year 2019, we have seen a growth in the completion rate for both genders, being 69.70% for girls and 79.97% for boys.

Despite the effort in improving the completion rate of girls, the difference seen in 2015 still remains in 2019. This indicator shows that retention in the Lower Secondary Education is still high, as a result of grade repetition and dropout. As for the Upper Secondary Education, the value recorded in the year 2015 for girls was on average 14.9% and 20% for boys, which represents on average 75 girls who complete for every 100 boys (in 2019, 82 girls for every 100 boys). This shows the efforts that the sector has been making on behalf of girls, although it still remains low relative to boys. It also shows that retention in the Upper Secondary Education is worrying due to the high number of repeats and school dropouts.

For children aged 24-59 months who are on **track to develop in** terms of health, learning and psychosocial well-being (tar-



get 4.2.1), no data are available to calculate this indicator. Therefore, a proxy indicator was used to measure this target, the preschool coverage rate for children aged 3-5 years. Angola has about 2.9 million children of pre-school age (3-5 years), which is equivalent to 9.5% of the total population. However, only 11 % of school-age children had access to preschool education according to the 2015-2016 IIMS survey. Preschool education attendance is higher in urban areas (12%) than in rural areas (8%). Preschool attendance increases with household socioeconomic quintile, being lowest in the first quintile (7%) and highest in the fifth socioeconomic quintile (19%).

The IDREA 2018-2019 survey results show, however, that the preschool attendance rate increased to 12.4% in 2018. Still, coverage is low due to insufficient educational infrastructure to meet the demand for this group. Similarly, the participation rate in organized learning activities one year before the official entry age for primary education/at the Beginner level (target 4.2.2) is also low and needs to be improved, with the 2015-2016 IIMS pointing to a participation rate of 25%.

As for the **participation rate of youth and adults in formal and non-formal education and training** (target 4.3.1), the figure found in 2015 covers only the 15-24 age group, with a participation rate of 56%. This rate is worrying considering that young people are the driving force for the development of any country. The proportion of youth and adults with **information and communication technology skills** (target 4.4.1) is also relatively low. For the evaluation of this indicator, an indirect indicator was used because no data is available. This is the proportion of the population in the age group

15-49 who use the Internet. The 2015-2016 IIMS survey showed that only 37% of men and 18% of women use the Internet, with usage being higher in urban areas (49% for men and 25% for women) compared to 7% of men and 1% of women in rural areas.

The assessment of **parity indices** (target 4.5.1) showed that school attendance rates by **gender** are relatively balanced, as per the 2015-2016 IIMS results. The IDREA 2018-2019 survey confirms the said balance, recording parity indices of 1.02 and 0.98 respectively (parity range 0.95-1.05). In secondary education there was an improvement in girls' attendance between 2016 (IIMS) and 2018 (IDREA), with a parity index growing from 0.85 to 0.90, implying a reduction in the range and a narrowing of the girl/boy disparity.

By **areas**, the two surveys show that urban areas still continue to be favored, with more pupils attending elementary school compared to rural areas. According to IIMS, the rural/urban ratio was 0.89, decreasing to 0.84 according to IDREA, with access opportunities still more in favor of urban areas. In secondary education, the IIMS showed a rural/urban ratio in terms of attendance of 0.66, while the IDREA showed it dropping to 0.34.

Wealth level also has an influence on children's attendance at elementary school. In 2016 (IIMS survey), there were 93 children from the first quintile attending elementary school, compared to 100 children from the fifth quintile. In 2018, according to IDREA, this ratio has dropped to 70, reflecting the financial inability of some households to support children in elementary school attendance and consequently increasing the number of children out of school. As for secondary education, in



Cynthia Matonhodze/UNDP

2016 (IIMS survey) there were 63 children in the first quintile attending this level, compared to 100 children in the fifth quintile. In 2018, according to IDREA, this ratio has dropped to 20, which again reflects the financial inability of some households.

In the absence of a direct indicator, the analysis of the population achieving at least a certain level of **proficiency in literacy and numeracy** (target 4.6.1) was done through data on the proportion of men and women aged 15 years and older who have completed at least primary education. According to the 2015-2016 IIMS survey, about 62% of men and 42% of women aged 15 years and older have completed at least primary education.

Regarding access to **basic services in schools** (target 4.a.1), the indicators show that the situation has not improved between 2016 and 2019. Despite the efforts made, most schools (more than 70%) experience difficulties in terms of access to services.

Regarding access to **water**, in primary education a slight growth was noted, from 19% in 2016 to 23% in 2019. In Lower Secondary, indicators show that access to water grew in the same period by only 3%, which corresponds to more than 50% of schools without access to water. In Upper Secondary, access grew in the only 9%, which represents that less than 45% of schools do not have access to water. However, this does not translate into improved water supply in the universe of existing schools. The situation is worse at the level of Upper Secondary because of the demanding level of teaching activities, compromising, for example, practical laboratory classes.

With regard to access to the **Internet** for pedagogical purposes, 97% of elementary school could not get an Internet connection in 2016 versus 96% in 2019 while in Lower Secondary there was a growth of 4% and in Upper Secondary of 32% in the same period (in the latter, only 26% of schools did not have computers for peda-

gological purposes). Regarding the question of access to **computers** for teaching purposes, in spite of the growth registered in 10% of elementary school, the situation continues to be worrying, since more than 80% of schools do not have computers, affecting the teaching and learning process. In the lower secondary, an increase of 33% was registered, but nearly 50% of the schools lack computers for teaching purposes.

The analysis of the proportion of **teachers** with the required **average qualifications** (target 4.c.1), in accordance with the current Basic Law of the Education System (Law 32/20), which indicates as a minimum requirement to teach in Primary and Secondary Education a Degree in Education Sciences, highlighted that in 2016, a percentage of teachers qualified to teach in Primary and Secondary Education was above 60%, while in 2019 the values were below 20%. The decrease is explained by the implementation of the Basic Law, according to Presidential Decree 160/18 (articles 17, 19 and 21).

As for the status of **global education for citizenship** and **education for sustainable development** (Goal 4.7.1), both are contemplated in various regulations that guide education policies in Angola, namely the National Education Development Plan PNDE – *Educar Angola 2030*, which integrates a specific approach on these indicators in the topic of Policy Measures. Because this indicator is new, it did not appear in the SDG 2018 baseline report for

Angola³⁸. It is intended to establish a framework for this indicator considering the existing data. For this purpose, a quick survey is underway on the information regarding these subjects at the level of curricula, teacher training and student assessment and in the curricula there are themes related to citizenship and environment³⁹.

In the education sector, the **environmental** context is a barrier in the teaching and learning process, both in rural and urban areas. According to the PNDE *Educar 2030*, the concern with defining a strategy to create itinerant schools and train itinerant teachers stems from environmental factors such as drought, rainfall, among others.

In some regions of the country such as Huíla or Cuando Cubango, the rains have caused delays in the enrollment process because only during the period when the rains are less intense do parents and guardians show up at schools. The sector faces a major challenge in raising resources to adapt the teaching and learning system to these populations and to climate change.

Climatic factors also indirectly affect the quality of learning because, in addition to hindering or preventing access to school, they affect the health and mobility of students and teachers, causing them not to attend school, to arrive late, or to have to leave early, failing to meet the full school timetable. This phenomenon was documented in a study on some countries in

38 INE (2018) [Sustainable Development Goals – Baseline Indicators Report – Agenda 2030](#). Luanda: National Institute of Statistics.

39 INIDE – National Institute for Educational Research and Development (2020) [Primary Education Programs](#). Luanda: INIDE; INIDE – Instituto Nacional de Investigação e Desenvolvimento da Educação (2020) [Programas do Ciclo do Ensino Secundário](#). Luanda: INIDE.

sub-Saharan Africa that have adverse climatic situations⁴⁰.

Currently, with the **COVID-19** situation and the adjustments that schools have had to make to maintain social distance and reduce the school day, effective learning time is increasingly compromised. This requires creative and innovative measures

to prioritize and ensure learning in alternative contexts.

3.4.2. Plans, Actions and Perspectives

The Government of Angola through the **NDP 2018-2022** implements different programs to promote quality education, highlighting the following:

Government Policies	Leader	Impact on SDG 4 indicators												
		4.1.1	4.1.2	4.2.1	4.2.2	4.3.1	4.4.1	4.5.1	4.6.1	4.7.1	4.A.1	4.B.1	4.C.1	
Primary Education Quality and Development Program	MED		●											
General Secondary Education Development Program	MED		●											
National Development Plan for Education Educar Angola 2030	MED	●	●					●		●	●		●	
PNFQ 2013-2020	MED	●												●

The **National Development Policy for the Education Area** is determined by the Government of Angola’s Agenda 2025, reinforced by the United Nations Agenda 2030 for Sustainable Development, within the framework of its Objective 4 given its framework in the government’s policy objectives. In the context of the policy objectives in the current framework of priorities for the Education and Teaching System, seven programs have been identified that determine the policy actions and measures underway until 2022. These policy measures put into perspective the projects and actions for the following years, until 2030, formulated in the *PNDE Educar Angola 2030* and based on the new Basic Law for the Education and Teaching Sys-

tem: (i) Development of Pre-School Education; (ii) Development of Primary and Secondary Education; (iii) Intensification of Adult Literacy; (iv) Improvement of the Technical-Vocational Training System; (v) Development and Structuring of the Training of Teachers and of Specialists and Researchers in Education; (vi) Consolidation of Educational Reform; (vii) Encouragement of Entrepreneurship in Secondary Education.

An important milestone is the creation of a regulatory framework for children with disabilities. According to the **National Development Plan for Special Education from the Inclusive Perspective** (2020), out of a total of 18,740 schools, there are 21 spe-

40 UNICEF (2020) [Time to Teach](#).



cial education schools and 775 inclusive schools (based in regular schools). However, it remains a challenge for schools to have the physical adaptations to allow access to children with disabilities, but also to create the conditions for regular schools to be open to the inclusion of children with disabilities, with the support of guidance and resource centers for inclusion that raise awareness and support families, provide guidance and resources for the timely diagnosis of disability and access to education for children in regular schools.

Considering the principle of equity and the SDGs' commitment to leave no one behind, there has been significant progress in **gender parity** (indicator 4.5.1) at the secondary level of education, which has increased from 0.85 to 0.90. However, this same level of education still presents major challenges in achieving parity in other variables such as geographic area and wealth quintile, where the imbalance continues and has deepened significantly.

Other **vulnerable** populations, such as children with disabilities, children from transhumant populations, and ethnic groups, deserve special consideration and highlight the critical importance of inclusion in education policy in order to reach marginalized groups and leave no one behind, developing initiatives ranging from improving the information system for proper statistical recording to specific programs to create conditions for access, learning, and permanence in education. Among the various reflections on inclusion, there is an urgent need to evaluate the effectiveness of the School Meals program and ensure its universalization, as a strategy to com-

bat school failure and increase retention rates of students in primary education.

PIIM has actively contributed to the expansion of the **school network** in all provinces of Angola, allowing more children, youths and adults to access the education system. Under PIIM, 811 new schools are being built⁴¹.

Angola faces several challenges in the sector, rested the **teaching staff**, consisting mostly of education agents, without the minimum pedagogical preparation. There is an overall insufficiency of trained teachers with pedagogical aggregation. Data available from six provinces in 2010 show that 32% of teachers in the beginning, 27% of teachers in elementary school, 10% in lower secondary education and 12% in upper secondary education, have not received teacher training⁴². These challenges relate to the insufficient **supply of teacher training**, in quantity and quality, with greater predominance in the preschool and general education (primary education) subsystems. The NDP 2018-2022 provides for at least 30 teachers with a master's degree to train preschool education teachers, at least 30 teachers with a master's degree to train teachers for primary education, at least 30 teachers with a master's degree to train teachers for specific subjects in secondary education, at least 390 teachers with a degree to train teachers for technical vocational education, 433 teachers with a degree in Special Education and Adult Education.

The proportion of children **starting school late** is declining, but still remains high. Many children in the country and especia-

41 PIIM (2020) Annual Infrastructure Technical Report, December 2020.

42 MED (2020) Plano Nacional de Formação de Quadros. Luanda: MED.

lly in rural areas participate in migration/transhumance and other temporary activities, and are thus deprived from attending school. School dropout, exacerbated by the prolonged closure of schools and the fear caused by the COVID-19 pandemic has exacerbated these trends. The high number of children who are out of school even before the pandemic requires targeted and effective short-term approaches. According to the 2018 [Human Capital Index](#) for Angola, the number of years of effective learning is only 4.1 (out of 7.9), which is the average number of years an 18-year-old Angolan spends in pre-primary, primary and secondary education. This translates into a loss of 3.8 years, which may be even greater in the wake of the pandemic.

Angola still struggles with the absence of a **system of systematic evaluation of performance** and improvement of learning outcomes. Associated with this is the absence of mechanisms for distance pedagogical monitoring and follow-up by principals and teachers to ensure access and quality of learning in circumstances where distance learning replaces or complements school-based teaching.

The development of the Education sector requires the intervention of several areas and the participation of different actors for its effective realization. The line ministry recognizes the great challenges that affect the sector, whether at the national, regional, or even international level. Awareness of these challenges has made it possible to define **priority plans** for the sector and responses in the face of emergency situations in the current conjuncture.

The approval of the Proposal for the Regulation of the Typology of Education and



Cynthia Matonhodze/UNDP

Teaching Institutions is an action that fundamentally aims to define standards or models of school construction for the improvement of operating conditions.

School mapping aims to update information on school infrastructure, its geographical location, its physical condition and its actual needs. This action that the sector intends to carry out in 2021 aims to contribute to improving the operation of public schools, particularly in Primary Education, based on programs for building and/or expanding schools and improving basic services, contributing directly to the Primary Education Quality Improvement and Development Program and the Learning for All Project (PAT I and II).

The elaboration of school charts in 18 provinces of Angola is also a priority action of the sector, since the results of these studies allow, among other objectives, to rationalize resources and increase the access of children to the education system.



3.5. SDG 5 GENDER EQUALITY

SDG 5 aims to achieve gender equality and empower women and girls.

The Declaration of the 2030 Agenda for Sustainable Development places emphasis on the social and economic empowerment of women and girls, indicating improvements in gender equality as a key factor for sustainable development. SDG 5 deepens the commitment to gender equality and women's empowerment with a focus on rights and opportunities, access to economic and technological resources, access to sexual and reproductive health, political participation, employment, leadership and decision-making at all levels, and the elimination of all forms of discrimination, violence and harmful practices such as early and child marriage and genital mutilation.

3.5.1. Country context

Women empowerment and gender equality are intrinsic and are the basis for achieving sustainable development. Gender statistics have the particularity of clearly portraying the disparities between men and women at different socioeconomic levels in the country. The existing inequalities between men and women in Angola

are still a reality, reflected in family, social, and political relationships. In general, in Angolan society, in urban and rural areas, women are considered to be the pillars of family and domestic life and are responsible for raising children and managing and performing family chores.

The data from the 2014 Census shows that 52% of the population are women. In terms of age, the female population follows the national trend, with 51% of the population being under 15 years of age and presenting a young structure, with an average age of 21 and a median age of 15. In numbers, this means that of the population aged 15-24, 18.4%, or 2,441,539 are female; for the 25-64 age group, the percentage goes up to 32.8%, or 4,356,274 people.

Updated data from the 2015-2016 IIMS revealed that 32% of women had experienced physical violence since the age of 15; 8% had experienced sexual violence at some point in their lives and 34% of women aged 15-49 and married, had at some point experienced marital, physical or sexual violence. The same data reveal that violence against women also results from social perceptions about the position and role of women in society and within the family. Among the legal definitions of **domestic violence**, non-payment of alimony is the type of violence with the highest incidence, increasing in recent years to more than 80% of the recorded cases, followed by physical violence, whose numbers add up to more than 50% of the recorded cases of violence. In 2019, a total of 3,796 cases were recorded, with 367 of family abandonment, 133 of parental runaway, 307 of non-compliance with allowance, 173 of failure to provide alimony, and 180 of physical violence. Sexual violence has been on

the rise, with 4,570 cases recorded in the same year.

More recent data indicate that **family abandonment** is the type of violence with the highest incidence, having increased to more than 80% of the total cases registered, followed by physical violence, whose figures constitute more than 50% of the cases registered. The 2019 data, collected and analyzed by MASFAMU, where the data from the Provincial Family Counseling Centers, data from MASFAMU, Ministry of Interior (MININT), National Children's Institute (INAC) and the Organization of the Angolan Women (OMA) are included, make up a total of 12,547 cases. In 2020, the MASFAMU provincial offices registered a total of 5,436 cases of domestic violence. Regarding violence against children, 3,796 were registered in 2020, being 367 of family abandonment, 133 of paternal runaway, 307 of non-compliance with allowance, 173 of failure to provide food, 138 of economic violence and 180 of physical violence⁴³. MASFAMU, in the context of COVID-19 launched the hot line SOS Criança (15015) which has registered 79,793 reports of violence against children since its inception.

Early marriage and pregnancy are other problems that negatively affect the lives of girls in Angola, influencing their cognitive and social development, which is reflected in school dropout rates, lack of resources, and increased poverty within families. In Angola, in the 2017/2018 period, only 11 cases were reported, whereas in the 2019/2020 period, 267 marriages of girls under the age of 18 were reported, representing an increase of 256 cases.

In accordance with its mandate, the government holds a key role regarding the integration, empowerment and affirmation of women in social, political and economic life. Under the framework of the NDP 2018-2022, the government's programs targeting gender equality and equity issues have focused on reducing **inequalities** and improving quality of life by accelerating literacy, which mostly affects women, particularly in rural areas. The programs aim to reduce high poverty rates and the unemployment rate, promote gender equality, access to employment and vocational training, and organize awareness actions about the role of women in economic life and its impact on communities.

Thus, programmatic areas have been defined for women to achieve **financial autonomy and a sustainable economic structure** through, for example, the Program for Enhancing the Family and Increasing Family Skills, Support for Gender Issues and the Promotion of Women, Support for Victims of Violence, Promotion of Rural Women, Economic and Productive Structuring of Rural Communities. A Ministry of Public Administration, Labor and Social Security (MAPTSS) data report that by 2019, 24,586 women have been inserted into the formal labor market and a total of 107,312 women have been trained in various professional courses.

However, in Angola, the official data produced by INE for the fourth quarter of 2020 on **employment** and unemployment indicators indicate that the unemployment rate in the population aged 15 or older, estimated at 30.6% is higher for women (32.1%) than for men (29.1%). The unemployment rate for 15-24 year-olds was 55.3%,

43 MASFAMU (2020) Administrative data. Luanda: MASFAMU.



with no significant difference between men and women. In general, women still work in low-skill jobs and earn relatively less. The vast majority of employed people are in informal employment (74.5% in 2019), and this proportion is higher among women (79.5%) compared to men (43.7%).

The majority of women and young girls are employed in the informal market, which is especially due to the low level of literacy and technical formal education that relegates them to commercial and similar activities, which do not require higher qualifications. As such, they do not benefit from the rights applicable in current legislation, such as maternity leave, social protection and decent wages, in addition to being vulnerable to high professional instability. Especially in urban areas, women have to manage their time in a multifaceted way, distributing it between domestic responsibilities and income generation, whether in the formal or informal labor market. At the household level, according to the 2014 Census, 38% of households were managed by women.

Environmental issues, especially **disasters**, affect women in a variety of ways. Because women suffer disproportionately from poverty, they will also suffer more when the effects of an unstable **climate** cause droughts or floods. While existing evidence emphasizes women's vulnerability to climate change, there is also much that highlights that women play an **important role** in supporting families and communities to mitigate the effects of and adapt to climate change. Indeed, women have led – and continue to lead – many of the most innovative responses to environmental challenges in Angola.



Cynthia Matonhodze/UNDP

Families affected by disasters are also one of the reference groups of the gender equality intervention. To assist these families, made up mostly of women, support was provided to 32,632 citizens who benefited from assistance in food and non-food items in 2019. The province of Cunene suffers the most from the impact of the effects of drought, while Moxico, Kwanza Norte and Bengo, from the intense rains. More than 60,000 women refugees in Lunda Norte and vulnerable in the context of drought in southern Angola have been supported with dignity and reproductive health kits ensuring good menstrual health and safe births in emergency settings.

3.5.2. Plans, Actions and Perspectives

The Government of Angola through the **NDP 2018-2022** implements different programs to promote gender equality, highlighting the following:

Government Policies	Leader	Impact on SDG 5 indicators													
		5.1.1	5.2.1	5.2.2	5.3.1	5.3.2	5.4.1	5.5.1	5.5.2	5.6.1	5.6.2	5.A.1	5.A.2	5.B.1	5.C.1
National Policy for Gender Equality and Equity	MASFAMU	●	●	●	●	●	●	●	●	●	●	●	●	●	●
National Action Plan for the Implementation of Resolution 1325	MASFAMU			●	●										
Human Rights Strategy	MJDH	●	●	●	●	●	●	●	●	●	●	●	●	●	●
Advocacy and Resource Mobilization Strategy for the Implementation of the PNIEG	MASFAMU	●	●	●	●	●	●	●	●	●	●	●	●	●	●
Strategy for Comprehensive Action on Adolescent and Youth Health	MINSA/ MJDH/ MASFAMU				●					●	●				
Programs on the Integrated Mother and Child Health Care Package	MINSA				●					●	●				
Integrated Program to Fight Poverty	MASFAMU	●			●		●					●	●		
Acceleration Plan for the Intensification of Literacy and Young Adult Education	MED	●								●					●
National Plan for Accelerated Reduction of Mother-to-Child Transmission of HIV-AIDS	MINSA/INLS										●	●			
National Youth Development Plan	MJDH			●	●	●	●	●	●	●	●	●			●
Strategic Plan for the Accelerated Reduction of Maternal and Child Mortality	MINSA/ MASFAMU										●	●	●		
Gender Multisectoral Meeting	MASFAMU	●													●
Women in Rural Areas Forum	MASFAMU														●
National Commission on Maternal and Child Deaths	MASFAMU/ MINSA										●	●	●		
Programs on the Integrated Mother and Child Health Care Package	MINSA/INAC										●	●	●		
Gender Promotion and Women's Empowerment Program	MASFAMU	●	●	●	●	●	●	●	●	●	●	●	●	●	●
Maternal and Child Health and Nutrition Improvement Program	MINSA										●	●	●		
Basic Sanitation Improvement Program	MINSA/GP										●	●	●		
Family Agriculture and Fishing Acceleration Plan	MINAGRI/ MASFAMU												●	●	

Angola is committed to the issues of **human rights of** women and girls and has adopted various strategies to respond to the different challenges faced, and significant changes are visible in the lives of

Angolan women and girls with regard to the observance of their rights. Despite the progress that is being made, the inequality between men and women remains struc-



tural and decisions on the matter are still generally made by men.

At the regional and international levels, Angola has adhered to the principal **instruments** in favor of advocacy and the fulfillment of women's human rights and development, which it has adopted internally and complemented with national initiatives. Of these instruments, the following stand out:

- > United Nations Charter, International Covenant on Civil and Political Rights (1966);
- > International Convention on Economic, Social and Cultural Rights (1966);
- > Convention on the Elimination of All Forms of Discrimination Against Women – CEDAW (1981);
- > Convention Against Torture and Other Cruel, Inhuman or Degrading Treatment or Punishment (1987);
- > African Charter on Human and Peoples' Rights (Adopted 1981, entered into force 1986);
- > Vienna Declaration and Programme of Action of the Second World Conference on Human Rights (1993);
- > Beijing Platform for Action of the World Conference on Women (1995);
- > Millennium Declaration – Millennium Development Goals (MDGs, 2000);
- > Convention on the Rights of Persons with Disabilities (2008);
- > African Charter for Democracy, Elections and Governance (Adopted 2011, effective 2012);
- > Agenda 2030 for Sustainable Development Goals (SDGs);
- > African Agenda 2013–2063.

Regarding the **national level**, equality is one of the principles enshrined in the

Constitution of the Republic of Angola. The country has made significant progress, especially since 2013, in creating a positive legal, policy and programmatic framework, which has allowed for a growing and concerted commitment, with both public, civil and private institutions, to address gender inequality and advance women's development in Angola. Created in 2017, the Ministry of Social Action, Family and Promotion of Women (**MASFAMU**) is an auxiliary body of the President of the Republic and holder of executive power, whose principles and priorities aim to design, put forward and execute policies for combating poverty and for the social protection of vulnerable population groups, as well as the defense and welfare of the family, development of communities and ensuring gender equality and promotion of women's rights.

In 2013, the **National Policy for Gender Equality and Equity** (approved by Presidential Decree 22/13), is a multisectoral instrument aimed at accelerating the participation of women and men in the political, economic-social and family domains at all stages. The Law 25/11 – **Law Against Domestic Violence** and its Regulation, establish the legal regime for the prevention of domestic violence, protection and assistance to victims. Also of note are Presidential Decree 26/13 – Executive Plan to Combat Domestic Violence, Presidential Decree 143/17, the National Action Plan for the Implementation of Resolution 1325, among others.

Currently, women are **represented** in 29.6% in Parliament; 39% in Central Government, 12% are State Secretaries; 22.2% Provincial Governors, 19.5% Vice-Governors, 25.6% lead Municipal Administrations; 27.4% in diplomacy. In the Judiciary,

they represent 34.4% in the Public Prosecution, 38% in the Judicial Magistracy, and 31% in the Legal Profession.

The **Law on Political Parties** (Law 22/10) provides for the statutes and programs of political parties to include mandatory rules that encourage the promotion of equal opportunities and equity between men and women, as well as gender representation of not less than 30%.

The situation of women in Angolan society was transversally considered in the **National Development Plan 2013-2017 (PND 2013-2017)**, with particular attention to the formulation of the National Population Policy according to the following priorities: a National Gender Equality Policy that promotes equal opportunities, rights, and responsibilities for men and women; (i) promotion of gender equality in access to employment and professional training; and (ii) gender awareness with attention to the role of women in political, economic, social, and community life.

In the NDP 2018-2022 the focus for gender equality and women's empowerment is centered on Axis i) human development and well-being, whose programs and projects contemplate: the Gender Promotion and Women's Empowerment Program, the Program for the Prevention and Support of Victims of Domestic Violence, the Integrated Program for Local Development and Combating Poverty, with availability of 36 million Kwanzas annually for the realization of actions for women's empowerment; the Productive Inclusion and Income Generation Program, with greater incidence in families headed by women which corresponds to 35% of the population (IIMS 2015-2016); the Municipalization of Social Action

Program; the Monetary Social Transfers Program.

Angola is engaged at all levels, contributing to gender equality with the creation of policies and policy measures to achieve equality and ensure the active participation of women in all spheres of society, in accordance with the commitments made. It has therefore elaborated instruments such as the **National Policy for Gender Equality and Equity** (approved by Presidential Decree No. 222/13 of December 24, 2013), Law 25/11 of July 2011 (Law Against Domestic Violence and its Regulation), Presidential Decree No. 26/13 of May 8 (Executive Plan to Combat Domestic Violence), Presidential Decree No. 143/17 of July 26, the **National Action Plan for Implementation of Resolution 1325**, among others.

Throughout its 40 years as a free and sovereign state, Angola has made efforts to materialize its commitments to gender equality and women's empowerment, as well as to materialize the objectives and goals of the **Beijing Platform for Action** in the 12 critical areas defined, through the ratification and approval of various instruments, decrees, and laws for the promotion of gender equality, empowerment, and human rights of Angolan women.

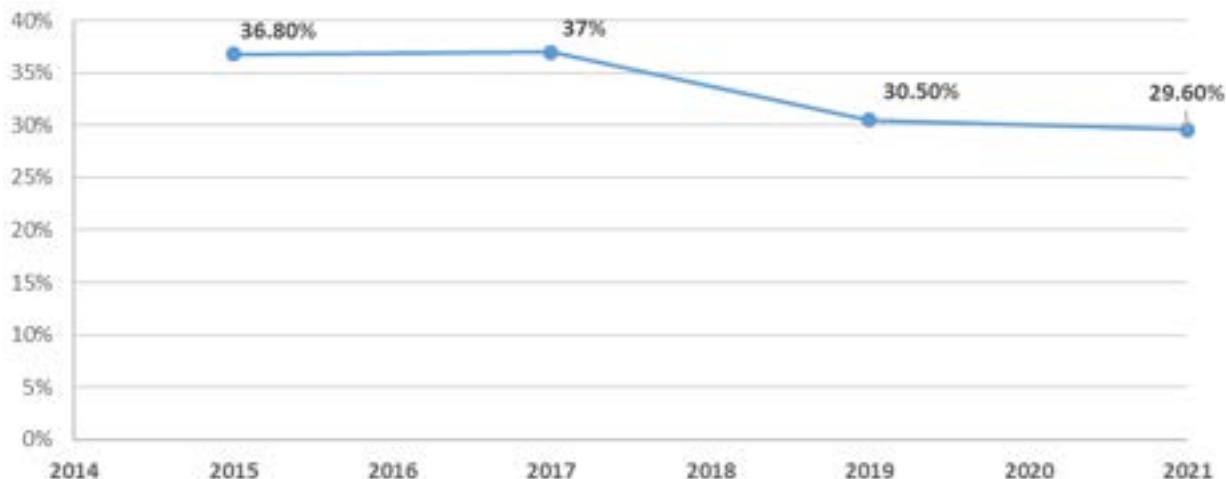
In 2011, the Angolan Parliament passed Law No. 25/11 of July 14 against **Domestic Violence** aimed at legislating this field of the private sphere. According to article 3 of this law, domestic violence adopts the following forms: a) sexual violence; b) patrimonial violence; c) psychological violence; d) verbal violence; e) physical violence; f) family abandonment, including paternity and maternity avoidance and non-payment of alimony.

Angola has registered advances in the promotion of equality and equitable access between men and women in the development process and in the fight against discrimination and gender-based violence. These advances are inscribed in policies and action plans that define **political and legal frameworks** for combating the violation of women’s human rights, strengthening national structures for intervention in favor of social, cultural, economic, and political integration. In the review process of the NDP 2018-2022, the sensitivity to the mainstreaming of the gender approach in the different axes has increased as has the discussion with key actors for an integration of the gender sensitive approach in the planning and budgeting process.

The weight of **female representation in parliaments** is measured by the percentage of women in this political space. The

country shows progress in combating the under-representation of women in this central decision-making and policy-making structure for the achievement of political participation and empowerment goals. According to national data for 2016, of the 220 seats in the National Assembly, distributed among the five parties with parliamentary representation, 138 are men, which corresponds to 63.2%, and 36.8% (82 seats), are women. Between 2015 and 2017, the percentage of women parliamentarians registered consecutive increases, as shown in Figure 2. On the other hand, in subsequent years there has been a shy decline in women’s participation at the parliamentary level, but in contrast, the number of women in central and local governments has been favorable for women.

Figure 3. Women’s participation in Parliament



Source: MASFAMU.

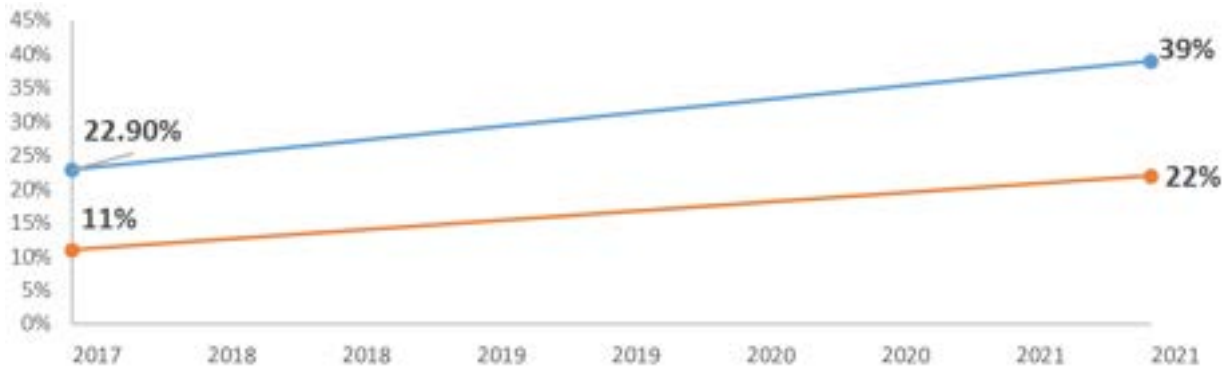
Currently, women are represented with 29.6% in Parliament; 39% in central government, 12% are Secretaries of State; 22.2% direct provincial governments,

19.5% are Vice-Governors, 25.6% direct municipal administrations and 27.4% hold diplomatic positions. Within the judicial power, 34.4% of the positions in the Public



Prosecution are occupied by women, 38% in the Judicial Magistracy and 31% in the Legal Profession.

Figure 4. Participation of women in positions at central and local level



Source: MASFAMU

Progress has been made in strategies to implement concrete programs aimed at **reducing poverty among** Angolan families, such as promoting employment and income-generating activities for women (encouraging the development of small and medium-sized enterprises), training women from associations and cooperatives in techniques for transforming and processing agricultural products, producing soap, honey, and techniques for arts and crafts, baking, decorating, cutting and sewing. Also benefited were 65,778 families in entrepreneurship on the one hand and, on the other, access to basic social services, including education and health with a strong rural focus in 2019.

Microcredit and other financial instruments for women have emerged since the 1990s as successful strategies for economic empowerment and have expanded economic opportunities for some women living in poverty, particularly in peri-urban and rural areas. The evolution of the main microcredit indicators shows a growth in

the number of beneficiaries with access to this instrument. According to 2012 data, a total of 517,072 families were directly benefited, indirectly covering 3,256,260 people, of which more than 80% are women.

To increase the skills of families to empower women, more than 8,000 **Family Counselors** and gender **activists** were trained in the country in 2019.

Women’s participation in **security and peace** prevention is another field that has been strengthened by Angola’s presence at the United Nations Security Council Meeting, under Agenda 1325 *Women, Peace and Security* and the **Resolution 1325** Action Plan, approved in the Angolan government’s Council of Ministers in May 2017

The lack of gender sensitive information and disaggregated **data** hinders an effective analysis of the situation of women, men, boys and girls in Angola. Overall, Angola needs to **collect and develop systematic information** to monitor the evolving status of girls and women. Angola should





Cynthia Matonhodze/UNDP

seek to ensure that data on violence against women includes all age groups, including women over 49.

On the other hand, it is necessary to guarantee the existence of data on the time spent on unpaid care and domestic work, classified by sex and age, in order to assess inequalities and develop measures that promote gender equity. It will thus be necessary to strengthen a uniformed system for collecting data on violence against women in order to avoid discrepancies between the information collected by the various institutions, as well as to align the discourse of violence against women beyond the domestic sphere. It is planned to develop a **Gender Observatory in Angola** to promote the importance and mainstreaming of gender in statistics, to monitor and evaluate compliance with international, regional and national goals and objectives in the promotion of gender equality, and to strengthen the availability of public information.

The **legal and policy framework** is conducive to promoting gender equality and non-discrimination against women and girls and empowerment. It is also progressively aligned to signed and ratified international and regional mechanisms. As part of the ongoing action for the transformation of the gender situation in the country, more expeditious **implementation of existing legal and policy provisions** is needed.

Despite the progress achieved, the country should promote the continuous integration and mainstreaming of the gender perspective in sectoral programs, plans and projects. Given the transversal character of the efforts for gender equality, it is important to establish greater **coordination** and strengthen the relations between the technical departments of MASFAMU, with technical departments of other public ministries and with other civil and private entities. It is also necessary to ensure a gender sensitive approach in the elaboration of the State Budget.



3.6. SDG 6 CLEAN WATER AND SANITATION

SDG 6 aims to ensure the availability of water, its sustainable management and sanitation for all. The Declaration of the 2030 Agenda for Sustainable Development recognizes that universal and equitable access to safe drinking water, sanitation and hygiene are fundamental to sustainable development.

3.6.1. Context of Angola

Angola is a country rich in water resources. The hydrographic network of Angola is quite dense, and most of the underground water resources are found in the southwest of the country, more specifically in Cunene (40%), Namibe (30%) and Huíla (15%), making a total of 85%, and also in Benguela (7%) and Cabinda (3%). In the remaining provinces, the number of abstractions is quite small⁴⁴. The Angolan hydrographic system is composed of 77 hydrographic basins, distributed over five main drainage

areas. The Atlantic slope covers 40.1% of the country's total area (Chiloango, Zaire/Congo, Bengo, Cuanza, Queve/Cuvo, Catumbela, Cunene rivers, among others); the Zaire slope, 23.2% (most of the rivers in Northern Angola: Cuango, Cassai, Cuilo, Cambo, Lui, Chicapa, Luachimo, among others); the Etosha-Pan - Namibia slope covers 4.5% of the country's total area; the Kalahari/ Okavango slope, 12.5% (where the Cubango river and tributary Cuchi and Cuíto stand out; the Zambezi slope, which covers 19.7% of the country's total area (rivers of the East and tributaries of the Zambezi: Luena, Lungué-Bungo, Cuando).

The country thus has significant hydro-power potential, estimated at up to 18 GW for the entire country, largely concentrated in the basins of the Kwanza, Longa, Queve, Catumbela and Cunene rivers⁴⁵.

According to the Ministry of Energy and Water, the water coverage rate in urban areas (provincial capitals, municipal headquarters and more populated communal headquarters) rose from 66% in 2016 to 71.5% in 2020. Also according to the same source, the water supply coverage rate in rural areas, rose from 66% in the year 2017 to 70.4% in the year 2020.

The WHO and UNICEF Joint Monitoring Programme for Water Supply and Sanitation (JMP)⁴⁶ found, based on household surveys, that access to improved water sources in the country increased from 36% in 1990 to 50% in 2008, 38% in rural areas. Regarding sanitation, the program estimated that the evolution between 1990 and 2008 was from 25% to 57% (18% in rural areas).

44 Government of Angola (2013) National Strategic Plan for Water (PNEA). Presidential Decree 9/13.

45 CIMA and UNISDR (2018) [Disaster Risk Profile of Angola](#). Savona, Italy: CIMA.

46 WHO and UNICEF (2010) Joint Monitoring Programme for Water Supply and Sanitation. Luanda: WHO and UNICEF.

Among the **main risk situations** related to water resources, floods, erosion and desertification stand out. These risks occur all over the country, but floods and droughts mainly affect the southern region of the country (Benguela, Huíla, Namibe, Cunene and Cuando Cubango provinces). They are cyclical events that when occur affect a considerable number of people. Erosion occurs mainly in the Central Plateau, as well as in the east of the country, as a result of deforestation, and also in the coastal region, mainly in Cabinda, Luanda, Cuanza Sul, Benguela and Namibe, due to the interaction between river discharges and maritime currents (coastal erosion). Desertification occurs predominantly in the coastal strip, in provinces under the influence of the Kalahari Desert and/or under the influence of the Benguela cold current. According to the reports of the National Civil Protection and Fire Service, the number of people affected annually by these risks is estimated to exceed 100,000.

Floods are the predominant natural risk, affecting on average about 100,000 people every year, approximately 0.4% of the country's total population in 2016⁴⁷. The affected people are mainly concentrated in the most urbanized provinces – Luanda Cabinda and Huambo. Floods also significantly affect GDP in areas, on average 0.7% of total GDP each year at the national level⁴⁸. However, at present, the pressure on the quality of water courses, resulting from polluting sources of industrial origin is incipient in most of the Angolan territory, and the sources of pollution asso-

ciated with agricultural⁴⁹ practice are also minor. The studies consider that the main source of contamination of the water environment, particularly of surface water courses is the discharge of effluents of domestic origin and leachates resulting from the indiscriminate disposal of waste⁵⁰. The level of **water stress** was calculated in 2014 at 2% by [UN-Water](#) while the degree of **integrated water resources management** was in 2020 at 61%.

With regard to **sanitation**, as the rejection and treatment of wastewater is an integral part of the urban cycle of water use for human consumption, it is estimated that 80% of water consumed becomes wastewater. Thus, it is estimated that at the national level in 2014, wastewater volumes of around 159.5 hm³/year were generated. These need to be conveyed through wastewater drainage networks to wastewater treatment plants (WWTPs) before being discharged into the water environment. According to the diagnosis made in the PNA⁵¹, it can be referred that the current use of the country's Hydrographic Units is compatible with a state called *almost natural*, that is, characterized by natural rivers with minor modifications of the aquatic habitat.

3.6.2. Plans, Actions and Perspectives

The Government of Angola through the **NDP 2018-2022** implements different programs to improve sanitation and drinking water distribution infrastructures, highlighting the following:

47 CIMA/UNISDR (2018) [Angola's Disaster Risk Profile](#).

48 Ditto.

49 Ditto.

50 Ditto.

51 Ditto.

Government Policies	Leader	Impact on SDG 6 indicators										
		6.1.1	6.2.1	6.3.1	6.3.2	6.4.1	6.4.2	6.5.1	6.5.2	6.6.1	6.A.1	6.B.1
Basic Sanitation Improvement Program	MCTA	●	●	●				●				●
PESGRU – Strategic Plan for Municipal Waste Management in Angola	MCTA			●	●							
National Water Plan (PNA)	MINEA											
National Strategy for Community- and School-Led Total Sanitation in Angola 2019-2030	MINAMB/MINSA /MED/ MAT/MASFAMU /MINFIN			●				●				●

The Ministry of Energy and Water (MINEA) is the **ministerial** department with responsibility for the implementation of the Water and Sanitation Policy, liaising in particular with the Ministry of Culture, Tourism and Environment (MCTA). The MCTA coordinates the Basic Sanitation Improvement Program, while the execution of actions and projects is the responsibility of MINEA, Ministry of Health (MINSA), Ministry of Public Works and Spatial Planning (MINOPOT), Ministry of Agriculture and Fisheries (MINAGRIP), Ministry of Territorial Administration and State Reform (MAT), Provincial Offices of Infrastructure and Technical Services, Provincial Offices of Environment and Waste Management, Municipal Directorates, Provincial Governments and Municipal Administrations.

Over the years, especially since the end of the civil war, Angola has integrated international programs and provisions for the management of water resources. Among these, Angola ratified the **United Nations Convention on the Law of the Sea** in 1990 (Resolution 18/90), which defines and codifies concepts inherited from customary in-

ternational law regarding maritime affairs, such as territorial sea, exclusive economic zone, continental shelf and others, and establishes the general principles for the exploitation of the sea’s natural resources, such as living resources, those of the soil and those of the subsoil. Still at the international level, the signing of the **Revised Protocol on Shared Watercourses** (of the Southern African Development Community, SADC), signed by Angola in August 2000, stands out. Its objective is the cooperation, coordination and sustained development of shared water resources in the SADC region and its utilization.

Between 2007 and 2012, the government implemented the **Water for All program**, geared towards the⁵²Millennium Development Goals. The program aimed to provide water to 80% of the peri-urban population and rural communities, guaranteeing a minimum of 40 liters of water per capita daily. By 2015, however, the program had reached only 50.3% of the target population⁵³.

There are also several provisions for the management of water and water resour-

52 Cain, A. and Baptista, A.C. (2020) [Community Management and the Demand for ‘Water for All’ in Angola’s Musseques](#). *Water*, 12, 1592.

53 Ditto.



ces in the country. On the one hand, the **Environment Framework Law** (Law 5/98) regulates the sector in a comprehensive manner. More specifically, Angola has defined a **Water Law** (Law 6/02), which applies to inland waters, both surface and underground, and establishes the general principles of the legal regime inherent to the use of water resources. With regard to water ownership, this same decree establishes that waters, as a natural resource, are the property of the State, and the State's right to waters, as inalienable and imprescriptible natural resource, also specifying that the right to use the public water domain is granted in order to guarantee its preservation and management for the benefit of the public interest.

Years later, **Presidential Decree 261/11** – Regulation on Water Quality, approves the regulation that establishes the standards and criteria for assessing water quality, according to its main uses, from the perspective of public health protection, integrated management of water resources and environmental preservation. **Presidential Decree 141/12**, in turn, approves the Regulations for the Prevention and Control of Pollution of National Waters and **Presidential Decree 9/13** approved the PNEA – National Strategic Plan for Water, 2013-2017.

Beyond the Presidential Decree 30/16 – Strategic Plan of Prevention and Reduction of Disaster Risks – the **Presidential Decree 196/13** established the PESGRU – Strategic Plan for Urban Waste Management in Angola, Presidential Decree **82/14** established the General Regulation for the Use of Water Resources and **Presidential Decree 83/14**, the Regulation for Public Water Supply and Wastewater Sanitation.

The most recent guidance on water management is that contained in **Presidential Decree 126/2017**, which approves the current National Water Plan (PNA) while **Presidential Decree 138/20** defines the National Environmental Quality Program. Finally, **Presidential Decree 140/20** approves the National Strategy for Community and School-Led Total Sanitation in Angola 2019-2030.

The PNA establishes as fundamental axes i) the integrated planning of the country's water resources in the short (2017), medium (2025) and long-term (2040); ii) it foresees the establishment of a national infrastructure investment program, supporting the development of the water *cluster*, adequately sustained from a technical, social, environmental and political point of view iii) strengthening research and development related to the various aspects of water use, seeking to adjust technical and scientific development to Angola's reality and ensuring the necessary training of technicians from central and provincial bodies through links with educational institutions and research centers of recognized credibility; iv) strengthening and modernizing the institutional, legal and regulatory framework related to the water issue; v) evaluating or strengthening economic and financial mechanisms to support public and private investment and those resulting from models based on public-private partnerships.

As for the participation of local communities in water and sanitation management, **Presidential Decree 140/20** approves the National Strategy for Community and School-Led Total Sanitation in Angola 2019-2030. Some long-term initiatives, however, have already started in the coun-



Ministry of Economy and Planning of Angola

try several years ago, although not in all provinces. The Community Water Management Model ([MoGeCa](#)) project, aimed to improve water governance by implementing the community management model of water systems in rural and peri-urban communities in Cunene, Huambo, Cuanza-Sul and Luanda between 2014-2020. As a result, 82,416 people gained access to improved water services, 464 water management committees were established, and five communities certified as free of open defecation areas.

Other outcomes include, for example, work in the area of hand hygiene, particularly in school settings, the construction of improved community latrines, and the training of municipal sanitation technicians. Finally, it is also important to highlight that policies and strategies under development, including the National Housing Policy, and the Informal Settlements Improvement Strategy

(more details in SDG 11), will be frameworks that will provide important guidelines for programs and initiatives regarding water supply and sanitation, especially for the most vulnerable population groups.

At the country level and calculated for 2017⁵⁴, water **requirements** are mainly distributed as follows: 12% for public supply; 18% for industry, 10% livestock, 55% for irrigation and 5% relate to water transfers under cross-border agreements. This corresponded in that year to a water requirement by the population of 440.56 hm³/year, with wastewater accounting for 80% of the consumption. The annual operation and maintenance costs for water services to the population (although including industrial, commercial/service and public consumers) were around 257.4 million USD, and the annual investment costs were 100.2 million USD (costs for a served population of about 63% of the total population)⁵⁵.

54 MINEA (2013) National Strategic Plan for Water (PNEA). Presidential Decree 9/13.

55 Ditto.

On the other hand, the world's wastewater, 80% of which is returned to the environment without adequate treatment, is a valuable **resource** from which clean water, energy, nutrients, and other resources can be extracted. Angola has the conditions to ensure this circularity and potential of its water resources.

Besides the ongoing programs and projects, Angola is committed to **improving and expanding** its water **supply** networks for the population and economic activities. It has also been developing **sanitation** programs in several provinces⁵⁶. The environmental quality of water in Angola, as well as the evolution of the efficiency of water use are not yet estimated through systematic monitoring.

Cooperation in **transboundary basins** is another potential area for development in the water sector and access to drinking

water. Angola shares five International or Transboundary River Basins: Cunene, Cuvelai, Cubango/Okavango, Zaire/Congo and Zambezi⁵⁷. In this context, it is part of five international river basin commissions: Cuvelai Watercourse Commission ([CU-VECOM](#)); the former Angola/Namibia Permanent Joint Technical Commission for the Development and Use of Cunene River Basin Resources (CTPC), now the Angola/Botswana/Namibia Trilateral Permanent Okavango River Basin Water Commission ([OKACOM](#)); the Congo-Ubangui-Sangha [CICOS](#) International Commission; and the Zambezi Watercourse Commission ([ZAMCOM](#)).

The proportion of transboundary basins with an operational agreement for water cooperation is 79% in 2020 (100% of transboundary rivers and lakes and 15% of transboundary aquifers)⁵⁸.

56 Government of Angola (2019) Sanitation Project, Wastewater Treatment Plant and Expansion of the Water Supply System of Sumbe City. Luanda: Ministry of Energy and Water.

57 [INRH, 2021](#).

58 [UN-Water](#).



3.7. SDG 7 AFFORDABLE AND CLEAN ENERGY

SDG 7 aims to ensure access to affordable, secure, sustainable and modern energy for all. The Declaration of the 2030 Agenda for Sustainable Development recognizes that access to clean and sustainable energy is a fundamental aspect of sustainable development.

3.7.1. Context of Angola

Access to sustainable, reliable and renewable energy (electrical, thermal, mechanical, etc.) and clean fuels is a prerequisite for meeting many of the challenges Angola faces today, such as fighting multi-dimensional poverty and hunger, defining a diversified, sustainable and inclusive strategic development; and promoting the quality of well-being of its population and resilience to the impacts of climate change.

The energy sector in Angola is characterized by the **production of crude oil** (respon-

sible for about one third of the country's GDP and more than 90% of total exports, and therefore highly vulnerable to crude oil price fluctuations), by the production of gas and imports of refined fuels, and by increasing **demand for electricity**, which is mainly generated by thermal and **hydro power**. The sector is also characterized by large losses due to ⁵⁹**energy inefficiency**; dependence on substantial and unsustainable **subsidies**; significant gaps in **rural electrification**; and high potential for the development of **renewable energies** such as solar, wind and biomass.

Investments in renewable energy technologies and supply systems, create new economic opportunities, generating new **jobs**, reducing dependence on imported fuels and vulnerability to fossil fuel price fluctuations. In 2016, renewable energy (RE) was estimated to create 9.8 million direct and indirect jobs worldwide and this could increase to 24 million by 2030⁶⁰ and investment in energy efficiency could generate between 2.5 and four times more jobs than investment in oil and natural gas⁶¹. With just twice the amount of energy generated today, Angola could provide an economy three times larger than today.

Angola has vast **renewable natural resources** with an abundance of water resources, extraordinary solar radiation, strong winds, and areas of potential raw material cultivation for the production of biofuels, and can therefore develop clean, renewable energies such as hydroelectric, solar, wind, and biomass. Renewable energy solutions are becoming cheaper, more

59 Dombaxe, Marcelina (2011) [Os Problemas Energéticos em Angola: energias renováveis, a opção inadiável](#). Master's Dissertation, University Nova of Lisboa.

60 IRENA - International [Renewable Energy Agency](#) (2017) [Renewable Energy and Jobs – Annual Review 2017](#).

61 European Commission (2016) [Putting energy efficiency first: consuming better, getting cleaner](#).

reliable and more efficient, offering great opportunities for Angola.

Woody biomass and charcoal continue to be one of the most used forms of energy in rural and urban Angola, representing an income generation in rural areas⁶². However, the current lack of regulation of this sector generates serious environmental problems through uncontrolled deforestation.

3.7.2. Plans, Actions and Perspectives

The Government of Angola through the **NDP 2018-2022** implements different programs to promote affordable renewable energy, highlighting the following:

Government Policies	Leader	Impact on SDG 7 indicators					
		7.1.1	7.1.2	7.2.1	7.3.1	7.A.1	7.B.1.
General Electricity Law 27/15 for energy production and distribution	MINEA	●	●	●	●	●	●
Angola Energy 2025	MINEA	●	●	●	●		●
Energy and Water Sector Action Plan 2018-2022	MINEA	●	●	●			●
Atlas and National Strategy for New Renewable Energy	MINEA/ DNER			●			●
Transformation Program for the Electricity Sector (PTSE)	MINEA	●			●		
Master Plan for Electricity Development in the Republic of Angola	MINEA	●	●	●	●		●
Provincial Energy Master Plans	MINEA Provincial Governments						●
Climate Change Program	MCTA	●		●			
Program for Expansion of Access to Electricity in Urban Areas, Municipalities and Rural Areas	MINEA	●	●				
Electricity Development Plan	MINEA-ENDE	●	●	●	●	●	●
Energy Sources Development Plan	MINEA-PRODEL	●	●	●	●	●	●
Energy Transportation Development Plan	MINEA-RNT	●	●	●	●	●	●

The **Ministry of Energy and Water (MINEA)** is responsible for the formulation, conduct, execution and control of energy and water policy, seeking to establish strategies for sustainable development in the supply of water and electricity through the rational use of water and energy resources, and also to plan and promote national policies linked to the electrification of the

country. The ministry also assumes an important role in promoting research activities in relevant sectors and in drafting laws necessary for the promotion of the sector's activities. MINEA is also responsible for the Regulatory Institute of the Angolan Electricity Sector (IRSEA) and the companies PRODEL, in charge of generation; RNT, in charge of transmission; and the

62 Government of Angola and UNDP (2015) [Sustainable Energy for All: Rapid Assessment Gap Analysis](#), Angola.



National Electricity Company (ENDE), in charge of energy distribution. To fulfill its objectives, it articulates its actions with other relevant complementary ministries, such as MINOPOT and MCTA. The institution responsible for issues related to bioenergy from the use of forests (firewood and charcoal for cooking and heating) is MINAGRIP.

The **PND 2018-2022** includes in its Axis 3 – Infrastructure Necessary for Development – two fundamental programs: the Program for Expansion of Access to Electricity in Urban Areas, Municipality Seats and Rural Areas, aimed at increasing the electrification rate in an equitable manner throughout the national territory; and the Program for Consolidation and Optimization of the Electricity Sector, which aims at the optimization and sustainable management of the electricity sector, establishing objectives concerning, respectively, generation, transmission and distribution/trading, as well as renewable energy and private sector participation in investments in the sector.

In the set of **legal frameworks** developed over time, of particular note are Presidential Order No. 82/10 on the Model Concession and Power Purchase Agreements for Small Hydroelectric Power Plants – Mini-Hydro – and, more recently, Presidential Decree No. 43/21 authorizing independent electricity production. Both complement the General Electricity Law 27/15 and pave the way for expanded renewable energy production.

The long-term vision **Angola Energia 2025** establishes the strategic policy for the national response to a strongly growing energy consumption, but less dependent on oil production. The **National Atlas and**

Strategy for New Renewable Energy sets the direction for renewable energy development. The implementation of these policies is done through sector Action Plans 2018-2022.

In terms of specific **projects** in the sector, we highlight government partnerships with international organizations, namely: [Promoting Sustainable Energy Access for Rural Communities in South-Eastern Angola](#) (UNDP/Global Environment Facility – GEF), [Africa Minigrids Program](#) (African Development Bank – AfDB / Global Environment Facility – GEF), [Sustainable Energy for All – Angola](#) (SE4ALL) and Power Africa, among others.

Data provided by DNE/MINEA, indicate that the **annual electricity production capacity** in Angola between 2015 and 2020 grew from 9,716.10 GWh (45.67% Thermal and 54.33% Hydro) to 14,050.38 (88.5% Hydro and 11.2% Thermal and 0.30% Hybrid, 42.52 GWh)(solar/diesel), and distributed energy also grew from 8,360.30 GWh in 2015 to 11,600.24 GWh in 2020. This has increased hydro (renewable) energy production by 43% and distributed energy by almost 40%, thanks mainly to the construction of the Cambambe and Laúca Hydroelectric Power Plants; the construction of the new thermal power plants (Saurimo, Luena and Cuíto) the construction of the Soyo Combined Cycle Thermal Power Plant; the small scale isolated project *Aldeia Solar 3ª Fase*, to supply solar energy in rural areas, which has so far benefited about 55 communes; and the construction of the interconnection line between the northern and central systems that interconnect 10 provinces. The **installed capacity of renewable energy** in Angola has grown by 2,716 megawatts (MW) of hydro, and 1.44 MW of solar over a



five-year period⁶³. The actual production capacity is less than that installed due to losses and the risks of stoppage or reduction of power generated in thermal plants due to their aging.

Energy consumption recorded a growth rate of 38.75% between the years 2015-2020, with a rate of change of 27.92% in view of the high level of availability of electricity generation in Angola⁶⁴. In terms of energy consumption by sectors, the proportion of consumption of the civil sector is large, accounting for 45% of total demand. Next comes the service sector, with about 32%, and the industrial sector with about 9%⁶⁵. **Renewable energy** production represented 89% of total energy generation in Angola in 2020⁶⁶.

National forecasts for electricity **demand growth** are four times the 2017-2018 production level and providing 60% of the population with electricity by 2025 implies major challenges, such as an expansion of power distribution capacities through rural areas (which can be done through isolated systems). Other important constraints in the sector are the elimination of subsidies, the **scarcity** of national and provincial **data** compiled and publicly accessible that would allow a good characterization of the situation; the lack of clarity in organizational terms and competencies in the attributions of certain institutions (such as GAMEK and PRODEL); the lack of financial resources and the lack of incentives for **private investment** in renewable energy projects. There is also the need for technological improvement, investments

in improving **energy efficiency**, the need to develop favorable **policy and regulatory frameworks**, lack of recognized business models, lack of market and connection data, limited capacity of key players.

Providing access to reliable energy to final consumers remains a significant challenge because the **transmission and distribution network** in the country needs to be upgraded or expanded and the internal connection between the four energy production systems (North, Central, South and East) and the connection with neighboring countries has yet to be made⁶⁷. The distribution network also suffers significant energy losses due to illegal connections and the poor application of revenue collection from final consumers for its maintenance.

The current development of a **national electrification strategy** can help identify actions to address some of the indicated constraints. To encourage private sector participation in rural electrification, the government is seeking to create an agency for rural electrification, the National Institute for Rural Electrification (INEL), and an associated Rural Electrification Fund (FER). Current patterns of environmentally impactful consumption and production can be improved by encouraging more efficient energy use and a transition from fossil to **renewable energy sources**.

The MCTA / National Directorate of Environment and Climate Change (DNAAC) took action to approve funding under the Global Environment Facility (GEF) for a

63 MINEA (2021) Administrative data.

64 Ditto.

65 MINEA (2000) [Angola 2025: long-term vision for the electricity sector](#). Luanda: Ministry of Energy and Water.

66 MINEA (2021) Administrative data.

67 De Sousa, A., Pacheco, J. and Coimbra, C. (2020) [Energy 2020: Angola](#). Global Insights, Eight edition



Photo by pixabay.com on Pexels

project to promote renewable energy for the populations of the southwest of the country. This project aims to establish business models for private sector participation in providing renewable energy access services (solar) to vulnerable populations in communities not served by the national electricity distribution grid. Another project supported by the World Bank will build seven solar farms in six different provinces, two in Benguela and the others in Lunda Sul and Luanda Norte, Bié, Huambo, and Moxico, which will have a total combined capacity of 370 MW. Two of the farms will be connected to Angola's main power grid, while the remaining five will be isolated and focused on providing power to rural communities, some of which currently run on diesel generators⁶⁸. The **work on the interconnection line** between the central and southern regions, which will culminate in the integration of the provin-

ces of Huíla and Namibe into the national grid is in the preparation phase.

Other existing opportunities are the exploitation of **natural gas** resources and their domestic availability under the recent approval of a new legal framework for the exploitation of natural gas reserves, which represent a significant opportunity for the efficient and reliable production of electricity that can sustain a national industrial base and support the diversification of the economy.

The national strategy for new renewable energy is strongly committed to **biomass** as an alternative energy source, set at a target of 500 MW by 2025. The government's strategy in this subsector is mainly focused on 300 MW hydrothermal projects, which take advantage of existing forest areas in the central region of the country.

68 World Bank (2021) [Regional Off-Grid Electricity Access Project \(ROGEAP\)](#).


In order for Angola to reduce its public investment in the energy sector and achieve its goals of improving access to electricity for Angolans, improvements must be made to attract private sector investment and to establish partnerships at the regional level, reducing existing investment risks. To reduce the country's economic risks associated with oil price volatility and achieve sustainable, low-carbon development goals, it is also important to invest in the diversification of energy sources by fostering the development of renewable energy.

National forecasts for energy **demand growth** are four times the level of its 2017-2018 production⁶⁹. Providing 60% of the population with energy by 2025 implies an expansion of transmission and distribution capacities. It is also necessary to establish appropriate legislative frameworks to create a favorable **business environment** and reduce existing risks in order to attract private investment. Angola should also improve energy access and distribution **in rural areas of** the country and promote **energy efficiency** measures as well as projects and programs that favor in-

vestment in **renewable energy** (solar, biomass and wind).

The government aims to increase the proportion of renewable energy, particularly solar, to at least 7.5% of total installed capacity by 2025, according to its **Angola Energy 2025** energy policy. The program aims to achieve a national electrification rate of 60% by 2025, which implies a total of 9.9 GW of additional installed capacity, with hydro and gas (large scale) accounting for 66% and 19% of this merger, respectively. In addition, the Action Plan sets out the Ministry's ambition to achieve an installed capacity of 500 MW of renewable energy (i.e. solar, wind, biomass and small hydro) by 2022, 800 MW by 2025, and to issue at least 40 power distribution licenses for isolated systems. The plan also highlights that rural electrification targets will be achieved primarily through off-grid systems (micro and mini-grids, >80%), with the remainder through grid extension. The government's premise is to promote investments and attract investors to carry out renewable energy production projects in Angola.

69 Government of Angola (2000) [Angola 2025: long-term vision for the electricity sector](#). Luanda: Ministry of Energy and Water.



3.8. SDG 8 DECENT WORK AND ECONOMIC GROWTH

SDG 8 aims to promote inclusive and sustainable economic growth, full and productive employment and decent work for all. The Declaration of the 2030 Agenda for Sustainable Development recognizes that economic growth and improved working conditions are essential for sustainable development. SDG 8 has a primary focus on the world of work and economic development. It therefore seeks, by 2030, to promote sustained, inclusive and sustainable economic growth; full and productive employment; and decent work for all. Through this perspective, the overarching goal is to achieve formal, productive employment and decent work for all women and men by 2030.

3.8.1. Angola's Context

In the fourth quarter of 2020, the employed population aged 15 and over was estimated at 10,749,488 people, with 5,318,995 men and 5,430,493 women. The employment rate was estimated at 62.8%, being in rural areas, significantly higher than in urban areas (79.4% and 51.4%, respectively)⁷⁰.

Informality predominates in rural areas (93.3%), among women (90.3%) and among youth aged 15-24 (77.1%). The rate of informal employment ⁷¹in the non-agricultural sector, was about 59.9% in 2019, with women showing the highest rate, about 79.5%, compared to 43.7% among men⁷².

Due to the weight of the **informal economy** in the economic activity a significant part of the employed population is concentrated in informal sector activities and, therefore, with low compensating wages. Therefore, promoting the competitiveness of companies in the domestic market and in exports is an essential precondition to ensure the diversification of the economic structure, reduce the trade balance deficit, broaden the tax base, facilitate market integration on a regional and international scale, which will have positive effects on economic growth, result in the creation of better paid jobs, and consequently reduce poverty.

Meanwhile, despite significant progress towards **macroeconomic stability** and structural reforms, Angola continues to

70 Quick Fact Sheet: Angola Employment Survey IV quarter 2020, INE, page 9.

71 Informal Employment defined by INE as: a person 15 years of age or older, employed in the private sector, in cooperatives, associations, churches, Non-Governmental Organizations (NGOs) or on their own account, who is in one of the following situations: i) works without a written contract; ii) works in any unit producing goods or services, not registered with public bodies; iii) does not benefit from any social support (paid annual leave, health insurance); and iv) is not registered with social security.

72 INE (2020) Unemployment Rate in the Country (IEA - IV Quarter 2020). Luanda: National Institute of Statistics.

suffer from the effects of lower oil prices and production levels, with a GDP contraction of 5.2% in 2020⁷³, a negative GDP growth rate (-0.04%) and rising unemployment, particularly among youth. To address the complex macroeconomic framework, the Government has undertaken several interventions: i) in March 2015, it began implementing the Measures to Address the Current Economic Situation (Presidential Decree 56/15 of March 5); ii) in 2016, it outlined the Guidelines for the definition of a Strategy for Exiting the Crisis Derived from the Fall in the Price of Oil on the International Market (Presidential Decree No. 40/16 of February 24); iii) in October 2017, an Interim Plan was drawn up to be implemented by March 2018, containing policy measures and actions to improve the economic and social situation,

oriented towards macroeconomic stability, economic growth and employment generation and to solve the most pressing social problems of the population⁷⁴. At the end of 2018, an agreement was reached with the International Monetary Fund (IMF), for an Extended Financing Program for the period 2018-2021, with the amount of \$3.7 billion, increased in the year 2020 by an additional \$765 million, making a total of about \$4.5 billion.

3.8.2. Plans, Actions and Perspective

The Government of Angola through the **NDP 2018-2022** implements different programs to promote decent work and economic growth, highlighting the following:

Government Policies	Leader	Impact on SDG 8 indicators																
		8.1.1	8.2.1	8.3.1	8.4.1	8.4.2	8.5.1	8.5.2	8.6.1	8.7.1	8.8.1	8.8.2	8.9.1	8.10.1	8.10.2	8.A.1	8.B.1	
Reconversion of the Informal Economy	MEP			●														
Promotion of Employability	MAPTSS										●							
Improvement of Work Organization and Working Conditions	MAPTSS																	●

The program coordinated by the Ministry of Public Administration, Labor and Social Security (MAPTSS) under the 2018-2022 NDP aims to protect workers' rights and promote safe and secure work environments for all workers, including migrant workers, in particular migrant women, and people in precarious employment. In the period from 2020 to 2022, the **Program for the Improvement of Work Organization**

and Working Conditions prioritizes two themes:

- > Reduce risky situations and labor infractions through better functioning labor inspection in all provinces;
- > Promote the creation of appropriate working conditions in terms of hygiene, safety and health at work, with a view to reducing the number

73 INE (2020) Seasonally Adjusted Quarterly National Accounts. Fourth quarter 2020. Luanda: INE.

74 Government of Angola (2018) [National Development Plan \(NDP\) 2018-2022](#). Luanda: Ministry of Economy and Planning.





Ministry of Economy and Planning of Angola

of work accidents and occupational diseases.

The **Long-Term Strategy** (ELP) Angola 2025 establishes the need to define an Employment Promotion Policy aimed at *promoting access for all Angolans to productive, qualified, remunerative and socially useful employment and to ensure the sustained enhancement of national human resources*. It intends, in particular, to promote youth employment, combat adult long-term unemployment, promote gender equality in access to employment, encourage the creation of adequate working conditions, and promote new models of work organization (namely in the formal sector).

The priorities set under employment policy and working conditions are:

- > Improve the institutional basis of employment and human resources policies, promoting a better match between job supply and demand;

- > Create mechanisms to bring the professional training system closer to the labor market, not only by adjusting curricula to needs, but also by inserting trainees in companies;
- > Promote youth employment and their transition from education to working life;
- > Support the creation of micro and small enterprises by promoting microcredit and subsidized credit in banking institutions;
- > To promote the formalization of economic activity, aiming at a better structuring of the labor market and the creation of fairer competitive conditions;
- > Promote the modernization of work organization, protect workers' rights, and promote safe work environments for all workers.

With the globalization of the economy, the labor market has evolved dynamically in Angola, driven by the national reconstruc-

tion effort that has attracted new companies, some of which are multinational. By **stimulating the** transformation of the economy, the development of the private sector, and the increase in productivity, especially in the sectors of agriculture, livestock, forestry, fisheries, and marine resources, mining, oil and gas exploration and processing, manufacturing, and tourism, the government has supported actions that foster employability, especially for the youngest, through processes to generate employment in these sectors and facilitate their insertion in the labor market. Within the scope of international cooperation, the **Trade Support Program (ACOM)** initiated in 2020 in conjunction with the European Union stands out. Under this program, EUR 12,000,000 were made available, divided into two phases: in the first phase (already completed), used for the technical assistance and reinforcement component, with EUR 3,786,317 ha-

ving been disbursed for Train for Trade in the second phase (underway).

Angola shall continue to promote the generation of youth employment, combat adult long-term unemployment, promote gender equality in access to employment, encourage the creation of adequate working conditions and promote new models of work organization, namely in the formal sector. Priority must be given to the definition of a **policy** to promote **employment** with a view to promoting access by all Angolans to productive, qualified, well remunerated and socially useful employment and to ensure the sustained development of national human resources. The definition of an employment policy for the next few years shall also have the objective of reducing the levels of informality in the Angolan economy and the progressive formalization of informal activities, contributing to the promotion of decent work and to guaranteeing workers' rights.



3.9. SDG 9 INDUSTRY, INNOVATION AND INFRASTRUCTURE

SDG 9 aims to build resilient infrastructure, promote inclusive and sustainable industrialization, and foster innovation.

The 2030 Agenda for Sustainable Development Declaration points to sustainable industrialization, innovation and improved infrastructure as key pillars of sustainable development. Building and maintaining adequate economic and social infrastructure – energy, transport, telecommunications and water supply and sanitation, housing, hospitals, schools – and the existence of a national innovation system capable of incorporating, adapting and producing new technologies are important for sustainable development.

3.9.1. Context of Angola

Investment in industry, innovation and infrastructure is an important factor for economic growth and sustainable development. In this sense, the Angolan government has been giving some attention to SDG 9, not only to meet its targets, but also as an internal commitment to resu-

me economic growth with social inclusion, towards development.

Angola, due to the wealth of **resources** at its disposal, offers a multiplicity of opportunities for the manufacturing industry. It is a major generator of employment and therefore a determinant for the satisfaction of some of the most important national aspirations. However, Angola is not experiencing a significant **transformation of** its economy through long-term changes in terms of the relative importance and contributions of the different economic sectors – agriculture, industry, and services – in terms of production and share of capital and labor (indicator 9.2.1).

The development of manufacturing industry in Angola requires coherent and continued investment in the satisfaction of basic needs imposed by the exercise of activities, so that the **conditions for stimulating** the re-industrialization process necessarily include the creation of infrastructure to support the industrial location: energy, water, WWTPs, infrastructure industrial areas, communications, road links. In the current economic context the **national private sector** does not have the capacity to promote the creation of these infrastructures and it is also not feasible that foreign entities may be interested, through initiatives under their own responsibility, in the establishment of industrial centers.

Angola has invested in the development of the industrialization process in such a way that it is not in conflict with the *environment* and the socio-cultural framework, nor does it waste resources or penalize assets, among which, of course, human assets stand out. According to the World Bank, ^{CO2} emissions from the manufactu-

ring and construction sector decreased its contribution from 32% in 2002 to less than 8% in 2015, while transportation increased from 24% to 44% in the same period. The value of Kg ^{CO2} per unit of value added in manufacturing fell from 8.0 in 2009 to 6.3 in 2016.

3.9.2. Plans, Actions and Perspectives

The Government of Angola through the **NDP 2018-2022** implements different programs to promote industry, innovation and infrastructure, with the following being the most prominent:

Government Policies	Leader	Impact on SDG 9 indicators											
		9.1.1	9.1.2	9.2.1	9.2.2	9.3.1	9.3.2	9.4.1	9.5.1	9.5.2	9.A.1	9.B.1	9.C.1
National Science, Technology and Innovation Policy and Strategy	MESCTI								●	●			
National Plan for Industrial Development	MINDCOM		●	●	●	●			●	●		●	
Program to Stimulate Production in the Manufacturing Industry	MINDCOM		●	●	●	●						●	
Transport, Logistics and Distribution Policy	MINTRANS		●										
Telecommunications and Information Technology Infrastructure Development Program	MINTTICS												●
PRODESI			●	●	●	●						●	

The Angolan government is strongly committed to industry, innovation and infrastructure in order to achieve SDG 9, and others related to it. As evidence of this, it has developed several policies:

- > National Science, Technology and Innovation Policy and Strategy;
- > Telecommunications and Information Technology Infrastructure Development Program;
- > Angola’s National Industrial Development Plan (PDIA 2025): for the 2025 horizon it systematizes the public policy guidelines that structure the government’s intervention in the manufacturing industry sector, taking into account its important role in the diversification of the economy. It also reflects the coun-

try’s commitments and priorities in the international context – at the global, continental and regional levels – whether in the context of the United Nations and the 2030 Agenda for Development, or at the level of the African Union and the 2063 Agenda, or the SADC, namely its 2015-2063 Strategy and Roadmap for Industrialization.

- > At the national level, the PDIA 2025 materializes strategic policies of the National Development Plan (NDP) 2018-2022, in particular the Policy for Production Promotion, Import Substitution and Export Diversification and the Quality, Innovation and Technology Policy, both of which contribute to the economic, sustainable and inclusive development of



Photo by Lagos Techie on Unsplash

our country, but also other policies aimed at improving the conditions for the competitiveness of the national economy, such as those related to macroeconomic stability and the functioning of markets, the qualification of human resources and the development of infrastructure, essential to the development of industry in Angola;

- > Program for the Promotion of Production in the Manufacturing Industry;
- > Transport, Logistics and Distribution Policy.

Angola's National Policy for Technological Science and Innovation (PNCTI), as well as its main management instruments, namely the National Strategy for Science Technology and Innovation (ENCTI) and the ENCTI Coordination Mechanism, through the decrees 201/11 of July 20th, 196/11 of July 11th, and 224/11 of August 11th, are the expansion of the

government's will to insert technological science and innovation into the country's development strategy.

Several **ministries** are active in the areas of industry, innovation, and infrastructure. The Ministry of Industry and Trade is the entity responsible for defining and implementing the National Plan for Industrial Development and the Program for the Promotion of Manufacturing Production. The Ministry of Higher Education, Science, Technology and Innovation is the entity responsible for the definition and implementation of the National Policy and Strategy for Science, Technology and Innovation. Several ministries intervene in the infrastructure construction policy, but the Ministry of Public Works and Spatial Planning is responsible for all public construction policy in Angola.


The **PRODESI** program is trying to improve access to finance for Small and Medium Businesses (SMEs) in key sectors for import substitution, supported also by Pre-

sidential Decree 10/2020. Currently, there are 661 approved projects out of more than 1,250 projects⁷⁵. However, only 25% of the total funding requested has been approved by the major banks⁷⁶.

Over the last decade, the **manufacturing industry** has been increasing its contri-

bution to the Angolan economy, reaching 6.5% of GDP on average in the three years leading up to 2019⁷⁷. Angola’s National Industrial Development Plan sets as a goal the sustained growth of manufacturing’s share of GDP, rising from a baseline value of 6.1% in 2018 to more than 9% in 2025.

Figure 5. Angolan economic structure in terms of value added (VAIT/GDP)



Source: National Accounts, National Institute of Statistics (INE)

In terms of contribution to the GDP, it should be noted that the value added of the manufacturing industry is still below 7% and even below the agricultural sector, limiting its fundamental role in increasing productivity and the downstream and upstream linkages of employment and reducing inequalities. This is a positive performance, but still below the region: in the same period, the SADC member states registered an average value of 11.5%; the sub-Saharan African countries reached the 10% plateau and South Africa had a

share around 13.4% of the GDP. In absolute terms, the AVM per capita (indicator 9.2.1) recorded continuous progress since the early 2000s, interrupted in 2013 and recording a value in 2018 (179 USD) below the values observed in the period 2012-2013 (181-188 USD). Other regions in sub-Saharan Africa are growing faster and in order to be competitive in the African Continental Free Trade Area ([AfCFTA](#)) context, Angola will have to renew its efforts to keep pace among its future competitors through industrial diversification/strategy.

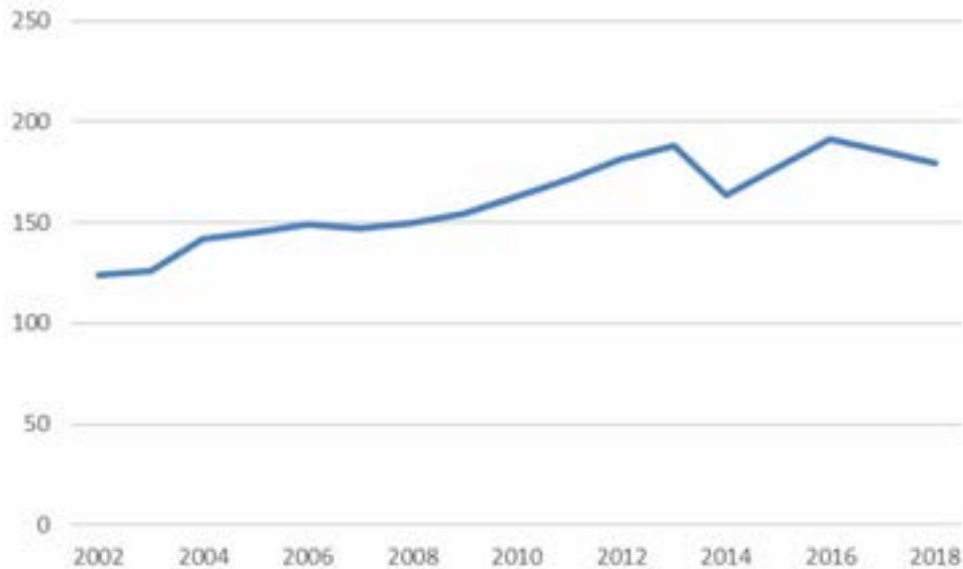
Figure 6. MVA per capita (constant 2010 USD)

75 [PRODESI, 2020](#) (Newsletter, December 2020).

76 BNA (2021) Administrative data.

77 INE (2019) [Final Report of the Survey on Expenditure and Revenue](#). IDR/IDREA – 2018/2019.





Source: World Bank (2018) World Development Indicators, based on MINDCOM national accounts and INE.

The **Industrial Production Index** for the manufacturing industry has seen an overall increase from the base year (2010) to 2019, pointing some results to diversification efforts, namely through access to the domestic market, but with the growth slowing down in recent years⁷⁸.

At the sectoral level, the structure of the industrial fabric became dominated by food industries, namely i) the slaughtering of animals and the preparation and preservation of meat, fish, fruit and vegetables; ii) the manufacture of animal and vegetable oils and fats; iii) the production of dairy products; and iv) the milling of cereals and the manufacture of starches, starches and their products. The gross value added (GVA) of these activities grew steadily, making food products the predominant industrial production activity, with about 45% of industrial production in 2017, as confirmed by industrial production data, collected

from about 600 companies and processed by the Ministry of Industry and Commerce (MINDCOM). The remaining industrial activities as a whole never reached a third of industrial GVA in the period 2002-2017. In this group, the most important activity was the production of non-metallic products whose production reached about 9% of industrial GVA⁷⁹.

The fragmented Angolan industrial fabric is demonstrated by the number of **companies** registered in Angola – 130,858 in 2018 – of which 4.7% (about 8,740), declared that their main activity was in the Manufacturing Industries⁸⁰. Another reason for this fragmentation is the number of staff in service, finding that almost two-thirds of the companies in activity have between one and nine workers; 437 have between 10 and 19 workers; and only 632 have more than 20 workers in service. As for size, more than 90% of the companies in the

78 INE (2019) Quick Fact Sheet on Industrial Production Index.

79 INE's input-output matrix and PDIA 2025.

80 INE (2019) Yearbook of Business Statistics 2015-2018.

sector are micro and small (1,805 and 810, respectively), with 219 medium-sized and 39 large companies in operation.

The government's recent efforts to improve SMEs access to credit seem to bear the first fruits: the share of microenterprises with access to loans has increased from 0% in 2019 to 4.35% in 2020.

Historically, manufacturing has a high potential for increasing formal **employment**. The most recent disaggregated data on manufacturing employment⁸¹ shows that this stands at only 1.5 percent (indicator 9.3.1), far below other Sub-Saharan African countries. Therefore, it is not surprising to observe the increase in unemployment rates from 32.7% at the beginning of the year to 34% in the third quarter of 2020, driven by youth unemployment (56.4%), and pushing the informal sector to almost 80% of total employment, with most women employed in this sector (89.5%)⁸².

Excessive dependence on a subsector of the economy that is usually not **gender** inclusive (oil extraction) also leads Angola to present very low female participation rates in industry at the global level, below 1.2% since 2010, relegating most female employment to agriculture and services, sectors that are usually less productive. In this context, Angola has high inequality indices in global terms – starting with the Gini index which in 2018 stood at 51.3 – with Angola in the same year having one of the highest gender inequality indices in the world, 0.578 (higher than Afghanistan, 0.575 and the average for sub-Saharan Africa, 0.572). This is reflected in an

average wage gap (unadjusted) between men and women of more than 50% (men, AOA 61,727 and women, AOA 28,917), in all sectors⁸³.

United Nations Conference on Trade and Development (UNCTAD) Productive Capabilities Index (PCI) summarizes the driving elements behind this performance: Angola ranked 177th out of 193 countries. In 2018, the country's overall CPI was 22.16, well below the average for other developing countries (DPOs) (32.45) and slightly below the average for the group of least advanced countries (24.04). The low CPI for Angola means that the country's socioeconomic performance remains slow and vulnerable to negative external shocks, such as COVID-19. When compared to LDCs and LDCs, Angola's CPI performance is weaker in all seven categories used, except for the natural capital component, which is relatively higher than the LDC average, thanks to its dominant extractive sectors. In fact, Angola's performance in structural change, Information and Communication Technology (ICT), institutions, and the private sector is the weakest when compared to other developing countries, and signals not only the high concentration of exports, but also an alarming gap between the country's Gross National Income (GNI) per capita on the one hand and key economic and social indicators on the other. COVID-19 is expected to further weaken the country's low level of productive capacity, exacerbating its socioeconomic vulnerabilities.

Access to digital **technology** remains quite limited, with less than 50% of Angolans

81 MAPTSS, Administrative data 2015–2016.

82 INE (2020) Employment Survey, IV quarter 2020.

83 World Bank and UNDP (2020) [Socioeconomic Impact of COVID-19 Pandemic in Angola: brief analysis](#). Luanda: World Bank and UNDP.

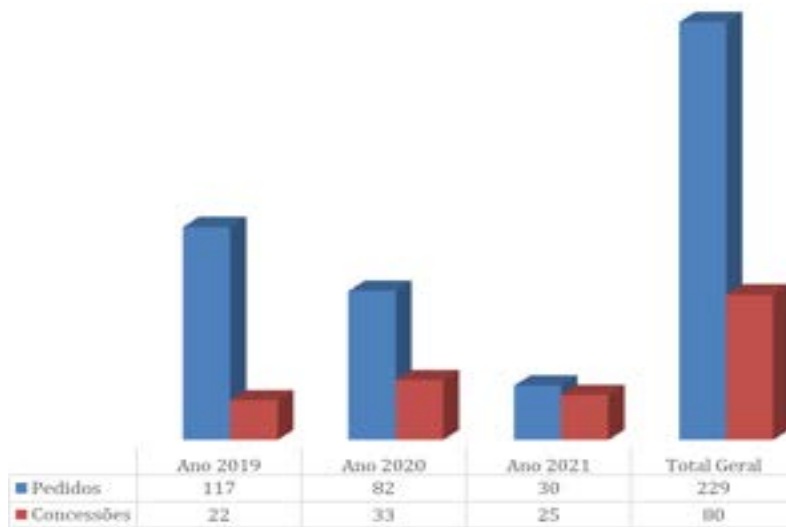


having access to the Internet⁸⁴, although only 4% can afford more than 1GB of access per month⁸⁵.

Research and innovation remain weak, with a very low level of gross Research and Development (R&D) expenditure of GDP (0.03%) in 2016 and a very limited number

of researchers (18.8) per million population ([UNESCO, 2016](#)). This results in a limited number of patents applied for (from 117 to 82) but with an increasing number of patents granted nationally (from 22 to 33) between 2019 and 2020.

Figure 7. Applications vs. patents granted 2019-2021



Source: [WIPO](#)

Internationally, the number of patents originating from Angola has dropped to 25 in 2021⁸⁶.

In 2008, the United Nations Conference on Trade and Development (UNCTAD) conducted a review of Angola’s Science, Technology and Innovation Policy (STIP). UNCTAD provided a set of recommendations on how the country should use Science, Technology and Innovation (STI) for economic growth in key sectors such as mining, agriculture, manufacturing and ICTs. As a

result, the country has taken steps to try to improve its STI system.

Key issues and recommendations, among others, from this review include:

- Educational reforms, including the role of higher education and STI-related industries;
- University activities aimed at solving social problems such as waste management, recycling, etc.;

84 SIMTIC/MINTTICS, administrative data, 2020.

85 OECD-AU (2021) [Africa’s Development Dynamics 2021: Digital Transformation for Quality Jobs](#).

86 World Intellectual Property Organization ([WIPO](#)).



- > Promoting innovation and entrepreneurship in the educational system;
- > Creation of a support fund to finance STI actions;
- > Fostering and creating synergies between industry, universities, and research and development centers;
- > Promote the development of science parks and business incubators; centers of excellence and national, regional and subregional research and development networks;
- > Promotion of incentives to scientific and technological production; and
- > Strengthening the ministries in charge of ICTs, Science and Technology, Health and Industry and other government departments, including inter-ministerial committees.

In terms of industry development, innovation and infrastructure, it remains a challenge for Angola to attract **Foreign Direct Investment** (FDI) in the non-oil sector. Net FDI inflows to Angola have remained negative over the past three years, mainly due to disinvestments in the oil sector – due to large repatriations of revenues by foreign headquarters companies and declines in oil production, which have affected new investments. In the first quarter of 2020, FDI inflows into the non-oil sector fell to USD 36.5 million compared to USD 160.5 million in the previous quarter.

Angola faces great challenges in the transition from an oil-based economy to a **knowledge-based** economy, so investment in human capital and infrastructure capable of generating knowledge for society, which promote the emergence of technology-based companies, will be one of the ways to leverage the national economy. However, what can be observed is

that innovation is very incipient, but the strategic use of intellectual property can underpin the objectives of the NDP. However, so far, Angola has not made significant efforts to meaningfully integrate IP into addressing broader policy issues and development objectives. Although Angola has a revised Science, Technology and Innovation Policy (STIP), very little has been done to materialize these recommendations, which is reflected in the incipient innovation and consequently the very low number of nationwide technological creations (inventions), as can be seen in the statistics above.

At a general level, one of the major challenges for SDG 9 is necessarily to improve the institutional capacity to produce and make available **data** for the evaluation and monitoring of SDG 9-related targets on a regular basis.

In the **non-oil sectors**, agro-industries still dominate production and few exports. However, the metals and chemicals industries seem to offer an important opportunity in the near future. Angola has growth potential through investment in i) Education, Science and Technology; ii) Technology Transfer; iii) Industrial Production, Competitiveness, Employment, Sustainability; iv) Building resilient infrastructure to support development.

The establishment of **industrial nuclei**, besides inducing a desirable industrial decentralization and allowing the orderly implantation of a growing number of industries, may constitute an important means for the development of certain regions, even if remote, by stimulating production, rationalizing the use and transformation of regional resources, and promoting a resettlement of the labor force. The go-



Photo by Christopher Burns on Unsplash

vernment's effort to create an economy with industry and innovation as its basis is visible.

Angola will have to renew its efforts to keep pace with future competitors through diversification and an industrial **strategy**. Reversing trends in manufacturing and putting Angola on the right path to diversification will require, among others, building the necessary productive capacities, a process in which Angola lags behind other graduating countries and most LDCs.

Angola will also have to develop actions aimed at building resilient **infrastructure**, promoting inclusive and sustainable industrialization and fostering innovation. The realization of SDG 9 necessarily invol-

ves investment in education, science and technology; investment in industrial production, employment, sustainability; and the construction of resilient infrastructure to support development.

Overall, it is expected that Angola will continue to implement [PRODESI](#) and increase the viability of projects to increase the rate of bank financing. On the other hand, it should seek to find financing and partnerships and coordination mechanisms to implement the industrial development plan. In the field of relevant information, it should be able to more efficiently collect updated data from the bodies responsible for its production and systematically update the indicators with more recent data.



3.10. SDG 10 REDUCED INEQUALITIES

SDG 10 aims to reduce inequality within and among countries.

The 2030 Agenda for Sustainable Development declaration recognizes that reducing inequalities at various levels is the basis of sustainable development. The 2030 Agenda for Sustainable Development declaration states that *sustained, inclusive and sustainable economic growth is essential for prosperity. This will only be possible if wealth is shared and income inequality is tackled*⁸⁷. There are growing inequalities within and between countries in terms of income, opportunity, and gender, among others⁸⁸. For example, income inequality, based on the income share of the richest 10%, has increased since the 1980s in most regions⁸⁹. SDG 10 aims to reduce inequality within and among countries.

3.10.1. Context of Angola

The first target of SDG 10, target 1.1, aims to achieve progressively and sustainably, the growth of the **income of** the 40% of the poorest population at a rate higher than the national average. In Angola, about one in five people live with less than 50% of the median income⁹⁰(indicator 10.2.1).

Inequalities in human development are an obstacle to the implementation of the 2030 Agenda and there are different forms of inequalities beyond income and consumption. The [Human Development Report \(HDR\) 2019](#) shows that inequalities in **human development** have taken new forms in the 21st century, including an increase in inequalities in terms of *capabilities*⁹¹. In this sense, reducing inequalities involves empowering and promoting the social, economic and political inclusion of all, regardless of age, gender, disability, race, ethnicity, origin, religion, economic or other status (target 1.2)⁹². In addition, target 10.4 implies the commitment to adopt policies, especially on taxation, wages and social protection, and progressively achieve greater equality.

In Angola, there are important regional and local asymmetries. A key indicator of inequality is the distribution of **national income** by quintile⁹³. In Angola, the poorest

87 2030 Agenda for Sustainable Development, paragraph 27.

88 United Nations (2020) [The Sustainable Development Goals Report 2020](#).

89 UNDP (2019) Human Development Report 2019 and Alvaredo, F., L. Assouad and T. Piketty (2019) [Measuring inequality in the Middle East 1990-2016: the world's most unequal region?](#) *Review of Income and Wealth*, 65(4): 685-711, drawing on data from the [World Inequality Database](#).

90 World Bank (2018) [World Development Indicators](#). Washington: World Bank.

91 UNDP (2019) [Human Development Report 2019](#), p. 3.

92 World Bank (2018) [Development Research Group](#). Washington: World Bank.

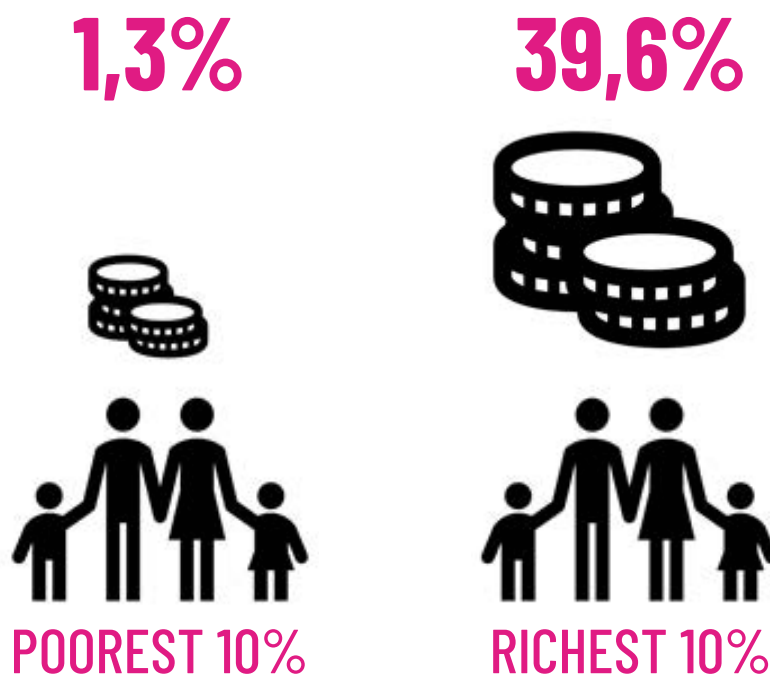
93 The quintiles represent five groups that each in turn represent 20% of the population.

quintile captures only 3.8% of the national income, while the richest quintile captures 55.6% of this income. That is, the average income of a person in the richest quintile is 15 times higher than the average income of a person in the poorest⁹⁴ quintile. Given this difference between the first and fifth quintile, inequality in Angola is high, reaching 0.51 in urban areas, as measured

by the Gini index. There is more inequality in urban areas (0.48) than in rural areas (0.44)⁹⁵.

The World Bank estimates that in 2018 the richest 10% of Angola captured 39.6% of national income, while the poorest 10% captured only 1.3% of national income⁹⁶ (Figure 7).

Figure 8. Distribution of national revenue in Angola by decile (% of national revenue captured by each group)



Source: World Bank, [World Economic Indicators](#), 2018.

Between 2000 and 2019, Angola’s Human Development Index (HDI) value increased from 0.400 to 0.581, with a progressive improvement in average life expectancy indicators. However, when the value is weighted according to inequality – Inequality Adjusted Human Development Index (IHDI) – the HDI falls to 0.397, a loss

of 31.7% due to the unequal distribution of the values of the different dimensions of the HDI⁹⁷. As economic and social inequalities are in turn reflected even more strongly in imbalances at the global level, it is important to consider other measures of inequality. A key indicator is the HDI Adjusted for Pressures on the

94 INE (2019) [Final Report of the Survey on Expenditure and Revenue](#). IDREA – 2018/2019.

95 Ditto.

96 World Bank (2018) [World Development Indicators](#). Washington: World Bank.

97 UNDP (2020) [Human Development Report 2020](#).



Planet (HDI), which adjusts the standard HDI to the level of carbon dioxide emissions and the material footprint of each country, in both cases per capita. Angola’s HDI in 2019 has a value of 0.570 compared to an HDI value of 0.581⁹⁸.

3.10.2. Plans, Actions and Perspectives

The Government of Angola through the **NDP 2018-2022** implements different programs to reduce inequalities, highlighting the following:

Government Policies	Leader	Impact on SDG 10 indicators														
		10.1.1	10.2.1	10.3.1	10.4.1	10.4.2	10.5.1	10.6.1	10.7.1	10.7.2	10.7.3	10.7.4	10.A.1	10.B.1	10.C.1	
Integrated Program for Local Development and Combating Poverty (PIDLCP)	MASFAMU	●	●													
Production Support, Import Substitution and Export Diversification Program	MEP	●														
Employability Promotion Program	MAPTSS				●											
Public Finance Management Improvement Program	MINFIN					●										
Program for the Improvement of National Border Control and Immigration	MININT									●	●					

To promote the achievement of SDG 10, it is a priority to facilitate orderly, safe, regular and responsible migration and mobility of people, including through the implementation of planned and well-managed migration policies. **Angola’s Migration Policy** was approved by Presidential Decree 318/18. Cross-sectoral teams of key migration stakeholders, including the Ministry of Foreign Affairs (MIREX), the private sector, and civil society bodies, are responsible for its dissemination and mainstreaming in their respective areas of work. Angola’s Migration Policy focuses on the management of migration flows, the study of migration trends, the integration of migrants and the reintegration of nationals, as well as the collection, analysis and publication of migration data. It also aims at the

analysis of the effects of climate change on migration policies, the promotion of tourism as a key factor for development, and the engagement and contribution of the diaspora to Angola’s development. The policy also covers the return of qualified citizens and the prevention of transnational crime. It should be noted that in 2020, 46,312 citizens were in the country under international protection, of which 30,139 were asylum seekers and 16,173 had refugee status.

To realize SDG 10, it is also necessary to implement the principle of special and differential treatment for **developing countries**, in particular for Least Developed Countries (LDCs), in accordance with World Trade Organization agreements

98 Ditto.



(target 10.a). Angola is included in the LDC category and has access to the corresponding international support measures. Regarding the targets set for LDCs, it is important to note that Angola's graduation has been extended to 2024. In this regard, the country will soon draft a Smooth Transition Strategy that will determine the guidelines to enable Angola to transition peacefully from the LDC category through policies and programs to strengthen human assets and reduce economic vulnerability.

Finally, SDG 10 also includes a specific target (10.b) regarding incentives for **official development assistance** and financial flows, including foreign direct investment to states where the need is greatest, in particular LDCs. Official Development Assistance (ODA) flows received by Angola have been relatively limited, about USD 50.52 million in 2019⁹⁹.

The analysis of the indicators showed inequalities in income and human development, which require the redoubling of efforts to promote the achievement of SDG 10. These efforts include **tax policies**

favorable to the most vulnerable groups, active **labor market** policies to strengthen professional skills and employment opportunities, the promotion of gender equality, the reduction of regional asymmetries, the strengthening of governance and dialogue with the United Nations, development **partners**, civil society, and the private sector.

It should be noted that inequalities are both cause and effect of **environmental** challenges. Unequal access to natural resources (e.g. access to land) and inequitable distribution of their benefits can fuel social and economic conflict and limit economic development. Women, men, youth and children suffer differently from the impacts of climate change and environmental degradation. In this context, scientific knowledge, ecosystem management, conservation and restoration play a key role in reducing risks. In this sense, it will be necessary to redouble efforts for the inclusive and equitable participation of people in the formulation and implementation of sustainable development policies.

99 [OECD data](#).





3.11. SDG 11 SUSTAINABLE CITIES AND COMMUNITIES

SDG 11 aims to achieve that cities and human settlements are inclusive, safe, resilient and sustainable. The Declaration of the 2030 Agenda for Sustainable Development recognizes that sustainable housing and urbanization contribute very directly to sustainable development and are fundamental to quality of life. SDG 11 aims to make cities and communities sustainable. Target 11.1 aims to ensure access for all to safe, adequate and affordable housing; to basic services; and to improve conditions in slums/museums, by 2030.

3.11.1. Context of Angola

According to the definitive results of the General Census of Population and Housing of Angola (2014 Census), of a **population** of 25.7 million people, 63% lived in urban areas, with a strong concentration of population in the province of Luanda (27%), followed by the provinces of Huíla (10%),

Benguela (9%) and Huambo (8%). According to INE projections, in 2030 Luanda will have 11,332,670 inhabitants, that is, it will be a megacity. In addition, Angola will have 11 cities with between one and five million people and six cities with between 500,000 and one million inhabitants.

In 2010, 65%¹⁰⁰ of the population in Angola lived in **musseques** (slums). In 2018, there was a reduction in this percentage to 47%¹⁰¹, reflecting the government's efforts to implement housing projects aimed at both the construction of new housing and the urban upgrading of peripheral neighborhoods. This downward trend of population in the *musseques* is a pattern that is also registered in the African continent – in the period from 2010 to 2014 there was a reduction of 3.6% – although in absolute terms the number of people had an increase of 14.8 million, reaching the sum of 212 million people¹⁰².

At the time of the 2014 Census, 75.4% of the Angolan population lived in their own homes, and only 19.2% in rented houses. According to the results of the IDREA 2018-2019, in the housing occupation regime, self-built housing stood out, with 62.4%, with 84.1% in rural areas and 47.8% in urban centers, which demonstrates the ability of low-income families to build their own housing. However, this type of construction increases the already existing disorder in large urban centers, exerts pressure on services and infrastructure, and contributes to a poorer quality of life. The high growth rate of urban areas, the result of natural population growth and rural exo-

100 CAHF – Centre for Affordable Housing Finance in Africa (2019) [Housing and Finance in Africa Yearbook](#).

101 Ditto.

102 AU/UNECA/AfDB and UNDP (2018) [Africa Sustainable Development Report: towards a transformed and resilient continent](#). Addis Ababa: UNECA.

thus, occurs unplanned and unregulated. Self-built housing in informal areas, with no habitable conditions, is sometimes the only option for accommodation for many households, and some of them opt for renting, where subletting and overcrowding practices prevail, leaving the tenants at the mercy of the owners' free will.

Urbanization can be a vehicle for the creation of **wealth**, for the generation of employment, and drive human progress, as long as the positive externalities that the high concentration of people in the same place produces are taken advantage of, as indicated in target 11.a. To this end, it is important to develop infrastructure and services capable of enabling access to the cities (through improved means of transportation – target 11.2) and the generation of employment, to meet the growing needs, especially of youth.

Regarding the state housing projects, a set of legislation was created, among which the joint Executive Decree 363/20 and 364/20, which defines the **houses prices** and the value of the rents. Through this decree, it was established that the average value of the monthly instalment of the resolvable rent in the housing projects is AOA 12,000, positioned below the maximum effort of 40% of the lowest category of salaries (second class cleaning assistant), which is AOA 33,598.36 (Presidential Decree 14/19).

Angola is vulnerable to **climate change**: floods, droughts, soil erosion, marked temperature variability in some parts of the country, as well as the increase in the average sea level are pointed out as the main effects of climate change that also

affect the cities. One of the threats and expected impact of climate change in urban centers are floods, which in several Angolan cities are responsible for the destruction of residential dwellings and commercial buildings and the interruption of transport routes. Cities are also especially vulnerable to temperature rise, with the urban heat island effect, in which road geometry, building height, vegetation, and proximity to water play a large role. The increase in the average sea level is a threat to cities located on the coast, an area where 10% of the Angolan population lives. According to ENAC, it is estimated that 37% of households are located in areas with environmental diseases such as malaria and cholera¹⁰³.

The cities are areas with intense economic activity and that can be run more efficiently as long as they implement concrete actions to **mitigate and/or adapt to** climate change, such as encouraging the principle of energy efficiency in buildings, investing in green areas, in the construction of bicycle paths; prioritizing public transport over private transport, implementing protection systems for coastal areas; investing in the adaptation of urban infrastructure, in early warning systems for floods and storms, among others. The creation of institutional capacity for climate change management, as well as the elaboration of climate change action plans for cities, with the participation of community representatives, guarantee sustainability in addressing this issue.

Finally, it is important to emphasize the democratic potential created in urban environments (Goal 11.3). Both the elaboration and the implementation of policies,

103 MINAMB (2018) [National Strategy for Climate Change](#). Luanda: Ministry of Environment.

plans and initiatives in the most diverse aspects mentioned above, when carried out in a **participatory** manner, taking into consideration both local needs and potentials, have greater chances of success and appropriation by the citizens. Such processes are particularly relevant considering the administrative decentralization phase currently underway in the country.

3.11.2. Plans, Actions and Perspectives

The Government of Angola through the **NDP 2018-2022** implements different programs to promote the sustainability of cities, highlighting the following:

Government Policies	Leader	Impact on SDG 11 indicators													
		11.1.1	11.2.1	11.3.1	11.3.2	11.4.1	11.5.1	11.5.2	11.6.1	11.6.2	11.7.1	11.7.2	11.A.1	11.B.1	11.B.2
National Housing Policy	MINOPOT	●	●	●											
National Urbanism and Housing Program	MINOPOT			●	●										

The **National Housing Policy**, whose elaboration began in 2018 with the realization of a diagnosis in 2019 (Profile of the Housing Sector), is the responsibility of the Ministry of Public Works and Spatial Planning (MINOPOT), as well as the coastal protection and river regularization works. The policy is being developed under the United Nations Development Account (UNDA) project, with the support of UN-Habitat and the United Nations Economic Commission for Africa (UNECA). It aims to strengthen the capacities of national and local governments in formulating and implementing diagnosis-based and participatory housing policies and strategies to support the implementation of SDG 11. The project has an inter-regional dimension covering selected countries including Angola, Bulgaria, Malaysia and Paraguay. It aims to stimulate technical cooperation and the exchange of experiences of innovative housing solutions.

The Policy will be assisted by an **Informal Settlements Improvement Strategy**, with

a focus on guidelines for intervention in the *musseques*. This initiative takes place in the context of the European Union-funded Informal Settlements Improvement Program (ISPP), which is based on highly collaborative project design and implementation practices at the national, local, and community levels.

For the implementation of the policy and strategies, the **MINOPOT** articulates with other ministerial departments and with the State’s Local Administration. In the urban environment, the Ministry of Transportation (MINTRANS) and its subordinate entities share responsibility for the Transport, Logistics and Distribution Policy, while the Ministry of Culture, Tourism and Environment (MCTA) is the entity responsible for conducting the national Environmental Policy. The MAT, for its part, has a key role in conducting the Territorial Development Policy.

Housing policies in Angola aim to guarantee the basic rights of citizens to live with dignity, giving priority to those in vulnera-





Ministry of Economy and Planning of Angola

ble conditions, as is the case of citizens living in environmental risk areas, disorderly and without basic sanitation, which aggravate or put at risk their mental and physical health. The right to housing has been recognized as a human right since 1948 through the Universal Declaration of Human Rights. For this reason, the National Housing Policy was launched in Angola in 2009, which led to the delivery of 43,861 houses between 2015 and 2021, thus providing citizens with decent housing and significantly reducing the existing housing deficit.

In Angola, achieving SDG 11 is therefore a major challenge since the country faces a high **housing demand** due to demographic dynamics, degradation of part of the housing stock, insufficient supply, and price, both for purchase and for rental. The biggest challenge has to do with reducing the existing housing deficit in the country, due mainly to the population growth rate that stands at 3.5% since 2014, according

to data from INE, but also to the growth of inadequate and precarious housing constructions, which have increased significantly, and which is not accompanied by investments in infrastructure.

The demand for decent housing for the **middle- and low-income population** is very high and, consequently, the realization of article 85 of the Constitution and the achievement of SDG 11 – and namely target 11.1 which aims at access for all to safe, adequate and affordable housing and basic services, and to improve conditions in slums – presupposes the construction of social housing on a large scale, both for sale and for rent. This challenge represents an opportunity for Angola to boost its economy, since the construction and financing of social housing stimulates the **productivity of the** various sectors that participate in the value chain of housing construction and respective infrastructure, making a significant contribution to the GDP. Due to financial difficulties, the sta-

te aims to leverage the real estate sector through public-private partnerships, seeking new investors to continue investment in the construction of new housing developments through new financing.

In addition, significant institutional changes are underway in the country, including a **decentralization** of public activities and the holding of municipal elections. Thus, the moment could not be more propitious for a reflection on the direction of housing policy in the country in its various spheres. Taking advantage of the ongoing revision of the Basic Law of the Legal Regime of Land, the improvement of the conditions of access to land and the support to citizens in the acquisition of land constitute an opportunity to leverage the sector of directed and assisted self-construction.

Considering the relative youth of the land planning and housing sector in terms of basic sanitation (namely Wastewater Treatment Plants), electricity and water supply, the State has been making a major investment in urban **infrastructure**. There is currently a legal framework to guide and attract investment in the housing sector, and based on this, the state has sought to leverage investments in infrastructure, but one of the biggest obstacles has been revenue collection.

While the government of Angola has made a considerable effort to expand and improve the country's housing stock, a large portion of Angolans continue to lack access to decent **housing**. The implementation of the traditional model of housing provision and access in the country, namely through the National Urbanism and Housing Program (PNUH), has proven to be

limited in the current environment of reduced economic growth.

The functionality of Angola's cities and the connections between them must be **planned to** support specific economic development objectives. Connecting urbanism and access to housing to economic development through policies and strategies and investments is a priority for the sustainability of cities and allows for the development of dynamic, sustainable and inclusive urban economies, based on endogenous potential, competitive advantages, cultural heritage and local resources, as well as through the efficient use of resources and resilient infrastructure, creating a favorable environment for entrepreneurship and innovation¹⁰⁴.

Since the beginning of the millennium, the Angolan government has been investing in the urban construction of **Centralities/Urbanizations**, and there has been a strong investment in this type of housing that aims to serve the most disadvantaged people through fully or partially subsidized social housing. Since the beginning of the oil price crash in 2014, however, the continuation of these projects has been slower compared to the 2009-2018 period. Although the need for urban expansions is still considered valid at the country level, it is important that the paradigm regarding them be rethought, considering diversified approaches to implementation, ensuring connections to the existing urban fabric and suitability to the demand of different groups. Still, there is a need for greater investment in the improvement of existing settlements.

Of the country's persisting urban development challenges, the difficulty of access

104 UN-Habitat (2016) [New Urban Agenda](#).



to housing finance for Angolans in general stands out. Although the housing sector is capital intensive, there is no mortgage market in Angola, and in the case of housing microfinance, there are few experiences, led mainly by non-governmental actors. The absence of a *mortgage market* constitutes a real bottleneck for the development of the housing sector.

Large-scale production could help address housing needs. This will require the creation of favorable conditions for the **participation of** the private sector and housing cooperatives, with access to land and financing for construction and purchase. The strategy for Angola's approach to Goal 11 and the goals of Agenda 2063 involves the definition of the goals to be achieved by the stakeholders involved, as well as the creation of conditions for the involvement of the most diverse actors,

such as the private sector, housing cooperatives and families, in the construction of housing for purchase, rental and directed self-construction. In order to improve this process, a model for citizen and civil society participation should be created, as many housing units continue to be partially subsidized by the state. In relation to this subsidy, it is also necessary to improve the model for collecting contributions from beneficiaries in order to guarantee project sustainability.

The **New Urban Agenda**, in this context, constitutes a fundamental guide for the promotion of sustainable cities and communities in Angola. Its dissemination among institutions directly linked to the achievement of the SDGs, including local government bodies, is a priority for Angola in the short and medium-term.



3.12. SDG 12 RESPONSIBLE CONSUMPTION AND PRODUCTION

SDG 12 aims to ensure sustainable consumption and production patterns. The Declaration of the 2030 Agenda for Sustainable Development recognizes that improving the conditions and forms of production and consumption leads to more sustainable development. Sustainable consumption and production aims to “do more and better with less” by promoting resource and energy efficiency, avoiding resource waste and waste generation. This requires socio-economic transformation and new ways of thinking about products and services, innovating in terms of solutions with lower environmental impact and higher social and economic value.

3.12.1. Context of Angola

The recent model of development and lifestyle in Angola, especially in urban areas,

presents challenges due to the existence of production and consumption patterns that do not follow standards of environmental sustainability. The intense urbanization, high population growth and increasing consumption of industrialized products causes an increase in the production of **urban and industrial waste** (hazardous and non-hazardous waste). In Angola, about 4 kg of waste is produced daily per person and in Luanda the annual production is 1.3 million tons, with an expected increase of 146% by 2025, according to the National Waste Agency. The lack of waste management and the inadequate disposal of waste in valley bottoms, street margins or watercourses, generates contamination of water bodies and food products, silting and flooding, proliferation of disease-transmitting animals, visual and air pollution¹⁰⁵, with implications for the health, welfare and quality of life of people, especially in urban areas.

Another problem related to production and consumption is **food waste**, which in the sub-Saharan African region is about 37% (or 120–170 kg / year per capita)¹⁰⁶. Food losses and food waste occur along the entire agricultural value chain and at all stages of production until it reaches consumers (10% at harvest, 50% in handling and transport, 30% in central supply chains, and 10% in supermarkets and consumers’ homes)¹⁰⁷.

Production and consumption are major **drivers of the economy** and, when done with a focus on socio-environmental responsibility, have a major contribution to sustainable development. Considering the economic situation of the majority of the Angolan popu-

105 Paula, R., Chaves, D. and Almeida, V. (2016) [Luanda’s Urban Problem: the issue of garbage in the Angolan capital](#). São Luís: XVIII National Meeting of Geographers.

106 FAO (2019) [The State of Food and Agriculture 2019. Moving forward on food loss and waste reduction](#). Rome: FAO.

107 Ditto.



Photo by Sigmund on Unsplash

lation, there are some parameters and patterns of sustainable consumption that are beyond what is desirable. The **losses** in the production, storage and handling of food in the world amount to more than 520 million tons, equivalent to almost 8% of the food produced; in the African case they amount to almost 12%, but there are possibilities of obtaining economic gains from the recycling of waste materials and organic and inorganic products.

In Angola, there are incipient waste **recycling** services that take advantage of different types of waste materials (plastic, paper, aluminum, etc.). On a certain scale, there is also recycling of cooking vegetable oil, which is used to make soap¹⁰⁸. However, the recycling business in Angola has been gaining more and more space, especially in Luanda. Between 2002 and 2021, the government registered 102 companies for the collection, treatment and sale of recycled

material (94 operate in the non-oil sector, 21 in the oil sector, four in the mining sector and 16 in the hospital sector), and 63 companies treat, valorize and sell recycled material¹⁰⁹. Currently, not enough selective waste receptacles are available, and there are generally no *ecopoints* or waste collection and sorting sites. Public operators usually collect mixed waste that is landfilled, which means a loss of potential economic resources. Some of these companies have developed ways to make economic use of garbage resources and contribute to the reduction of waste on the streets.

3.12.2. Plans, Actions and Perspectives

The Government of Angola through the **NDP 2018-2022** implements different programs to promote responsible production and consumption, highlighting the following:

108 National Recycling Agency, administrative data 2021.

109 Ditto.

Government Policies	Leader	Impact on SDG 12 indicators														
		12.1.1	12.2.1	12.2.2	12.3.1	12.4.1	12.4.2	12.5.1	12.6.1	12.7.1	12.8.1	12.A.1	12.B.1	12.C.1		
Climate Change Program	MCTA	●										●	●			
Hotel and Tourism Development Program	MCTA															●
Strategic Plan on Urban Waste Management (PESGRU), Presidential Decree no. 196/12 of August 30	ANR/MCTA				●	●	●									
Waste Management Regulation (Decree 190/12 of August 24)	ANR/MCTA									●	●					
Angola Energy 2025	MINEA															●
Energy and Water Sector Action Plan 2018-2022	MINEA															●
Atlas and National Strategy for New Renewable Energy	MINEA															●
Environmental Education and Awareness Program (PECA) 2001	Ministry of Fisheries and Environment												●			
National Strategy for Environmental Education (in preparation)	MCTA												●			

The **Ministry of Culture, Tourism and Environment (MCTA)** is the entity responsible for conducting environmental policy. As for the marine environment, the Ministry of Agriculture and Fisheries (MINAGRIP) is in charge of formulating and executing sea policy, the Ministry of Public Works and Spatial Planning (MINOPOT) is responsible for managing coastal protection and river regulation works. The Ministry of Mineral Resources, Oil and Gas (MIREMPET) and the Ministry of Finance (MINFIN) are responsible for fossil fuel subsidy policy, while the Ministry of Industry and Commerce (MINDCOM) has competencies in the area of sustainable industrial production, imports of consumer products, and exports of manufactured and consumer products.

The **National Waste Agency (ANR)** established under Presidential Decree 181/14 is a body supervised by the MCTA, in

charge of executing the national waste management policy based on the hierarchy of applicable management principles, the prevention of waste production, reuse, recycling, recovery and disposal, through environmental protection criteria, thus ensuring at the national level the policy on waste management in the scope of standardization, regulation and supervision.

The **Strategic Plan on Urban Waste Management (PESGRU)**, approved by Presidential Decree 196/12 focuses on the implementation of seven axes thought with a focus on waste valorization (repair and reuse of goods instead of their rejection), an environmental governance policy aimed at the circular economy. The **National Environmental Quality Program**, approved by Presidential Decree 138/20, aims to improve the quality of life of Angolans in urban, peri-urban



Photo by Eryxson Fonseca on Unsplash

and rural areas, focusing on ensuring the quality of air, water and soil, through concrete actions and the stimulation and articulation of various government plans and programs in the short, medium and long-term.

In the scope of the **2018-2022 NDP**, Axis 2 – Sustainable, Diversified and Inclusive Economic Development, is the one that contemplates the Environmental Sustainability Policy XII. The materialization of the five proposed solution axes of the **Long-Term Strategy 2025**, in which proposals on waste are included, reinforces the ongoing work around the promotion of waste recovery and, as such, of the circular economy: i) Good environmental governance; ii) Prevention and control of pollution; iii) Circular economy as a management model for waste; iv) Protection

and conservation of biodiversity; and v) Adaptation and resilience to natural risks. The implementation was designed to be integrated with the key issues of the sector, which are climate change (with a focus on decarbonization of economies), waste (with a focus on waste recovery) and the circular economy.

At the level of specific **projects** that contribute to this SDG, the GEF-funded projects related to Chemicals and Waste (National Action Plan on Mercury in the Artisanal and Artisanal Gold Mining Sector in Angola) and Persistent Organic Pollutants (POPs) stand out. Under the latter, capacity building activities to facilitate early action in the implementation of the Stockholm Convention on POPs in Angola stand out.

In relation to waste, since the **ANR began** operating in 2014, some results contributing to the 2030 Agenda have already been achieved: 227 Waste Management Operators have been licensed throughout the country; between 2015 and June 2020, 1.271 Certificates of Conformity of Waste Management Plans in response to the requirements of [Presidential Decree 190/12](#); between September and December 2020 91 Declarations of the Confirmation of Approval of Waste Management Plans were issued in response to the same article, while a new model certificate is being worked on; 63 national companies already work with waste recovery, including its transfer abroad, in observation of Decree 265/18; between November 2020 and February 2021, ANR has controlled about 210 *catadores* (recycling agents) in the provinces of Luanda and Huambo. ANR has identified since 2019 a portfolio of **projects** that are applying for funding through UNEP Special Funds and has signed, since 2020, four memorandums of understanding with relevant institutions, such as the UNDP Acceleration Laboratory – Implementation of the Recycle with Communities Program –; with the Institute of Technology and Science (ISPTEC) – Training, consulting, scientific research focused

on the impacts of waste and waste recovery technologies –; with the National Scout Council – Strengthening of awareness and sensitization campaigns at the national level –; with the National Institute of Employment and Professional Training (INEFOP) – Social integration of waste pickers. Thanks to these initiatives, the implementation of selective waste disposal has been strengthened, through the installation of 19 ecopoints (five in Kilamba, three in Ingombota, two in Cassenda, one in Samba, one in Zango 8,000, three in Zango I, one in Zango 4, three in the Zango Market); and the first steps have already been taken to install ecopoints in all informal markets. 102 companies collecting, processing and selling recycled material have also been registered. In addition, 2,001 environmental permits were issued, 25 environmental impact assessment processes were appraised; 22 environmental licenses were issued and a public consultation was carried out for a structuring project in the oil and gas domain. Eight monitors were also performed in areas with a higher probability of contamination from hydrocarbon derivatives and 72 physical-chemical analyses were carried out by the Environmental Analysis and Pollution Center (CAPA- Cabinda).

One of the main concerns centers on the **lack of scientific studies** and difficulties in **recording environmental indicators**, par-

ticularly with regard to climate change or waste. Another problem is the absence of



reliable information about the state of environmental systems in the country¹¹⁰.

Regarding **waste** (liquid and solid), Angola lacks management systems for sewage and industrial water, solid waste (hazardous and non-hazardous). A survey highlighted that in Angola there are 12 million plastic bags distributed daily in supermarkets that end up on land and in the sea, polluting ecosystems. Activities such as construction focused on the production of buildings and infrastructure are responsible for up to 23% of air pollution, 50% of climate change, 40% of drinking water pollution and 50% of landfill waste and much of the world's noise pollution.

Angola is working on a workable financial model for **waste management**. One of the solutions identified globally is to move away from a linear economy and invest in circular economy to minimize waste during the production chain and capture for a longer period of time the value of materials and resources and energy used, thus avoiding damage to the environment, supporting welfare and at the same time economic development. A major challenge in Angola is to comply with the **regulations** instituted to ensure an adequate response to waste management in the country (Presidential Decrees 24/15, 190/12 and 265/18).

The non-compliance with the cited legislation leads to different negative situations, such as the lack of waste management plans (and as such, waste is disposed of inappropriately) and the cross-border smuggling of waste. Another of the problems identified in solid waste management in Angola is the deficient **collection of** was-

te due to lack of means (as pointed out by the administrations); the scarcity of containers for dumping; little or even no **environmental education** and sensitization of the communities; little incentive for **selective collection** and no disposal points; the lack of collaboration of the population in the disposal of waste in the proper places.

In order to reach the goals and indicators established for waste management, regular training and the reinforcement of **qualified human resources** are therefore essential, without neglecting improvements in working conditions and remuneration, as well as the institutionalization of ANR's own headquarters and the approval of a set of legal decrees, among them those related to revenue collection sources. ANR will set in motion an inspection process of the licensed operators within the waste sector with the purpose of checking their technical capacity (equipment and other means) and identifying measures to reduce the inadequate and criminal disposal of hazardous waste. Associated with this, it is also necessary to promote quality civic and scientific environmental education.

To promote a more sustainable and responsible production and consumption of food products, Angola also needs to start a **food re-education campaign** to remove from the basic **food** basket foods and products that are not produced in the country and that need to be imported (such as, for example, wheat to make bread and certain fruits) and to promote the consumption and production of locally sourced food products, stimulating fair prices, proper handling and the necessary quality. The same situation can be applied to the na-

110 Lucas, M. (2019) [Environmental Sustainability Indicator System at the Municipal Level in Angola](#). University of Aveiro.

tional **housing construction** sector, characterized by the excessive use and consumption of electricity, resulting from the architectural distortion of buildings and the use of materials and designs that are inadequate or adjusted to the climatic realities of the country. Sustainable production and consumption therefore require an integrated approach and cooperation between the different agents involved in the distribution chain, from the producer to the final consumer.

Good environmental governance and the promotion of the circular economy as a management model for waste advocate improvements in the green job market, reduction of marine pollution, improved sanitation, with positive repercussions for the improvement of domestic and international tourism. **Coordination and consultation** at the

institutional level is thus essential. MINDCOM will strengthen collaboration and exchanges with the ministries and institutions responsible for the sectors that supply basic raw materials to industry (MINAGRIP and MIREMPET), as well as those that oversee sectors that may be relevant customers for priority industrial products (namely MINIPOT, MINEA, MINTRANS, MINAGRIP, MIREMPET, MCTA, Ministry of National Defense and Homeland Veterans (MINDENVP), MININT, Ministry of Telecommunications, Information Technology and Media (MINTTICS), Ministry of Education (MED) or MAPTSS), seeking to collect information on current and foreseeable demand for these raw materials and products on the domestic market and to collaborate in studies aimed at developing and densifying the respective value chains¹¹¹, activities that will help to have more data on consumption and production.

111 Government of Angola (2021) [Angola Industrial Development Plan 2025](#). Luanda: Ministry of Industry and Commerce.



3.13. SDG 13 CLIMATE ACTION

SDG 13 aims to take urgent action to combat climate change and its effects.

The Declaration of the 2030 Agenda for Sustainable Development recognizes in a very concrete way action on climate and climate change as a key factor for sustainable development. Global warming and climate change have impacts on all human and natural systems, influence crop and livestock production, the availability of water resources, the emergence of diseases and pests that affect food production and consequently compromise food security and people's health. The impacts of climate change on resources and livelihoods can also generate social discontent, conflict and forced migration, increase poverty and decrease quality of life.

3.13.1. Context of Angola

81% of the most frequent **disasters** recorded in Angola between 1977-2019 are directly associated with climatic-hydrological phenomena¹¹², water shortage or ex-

cess, affecting the lives of communities, directly through the loss of human lives and the loss of material goods and, indirectly, through damage to infrastructure and limitations on access to basic services, trade and the movement of goods and services.

Angola has a climate vulnerability and readiness index of 37.4, thus being the 50th most **vulnerable** country to climate change and the ninth least prepared to act and combat its effects and consequences out of a total of 181 countries analyzed in 2018¹¹³.

The **droughts** of 2012-2015 and 2019-2021 have affected millions of Angolans, especially those living in the southern regions of the country. On the other hand, torrential rains and **floods** have been the catastrophic events that have caused the most victims and material damage, especially in urban areas and in infrastructure, namely social infrastructure.

The main impacts of climate change on the Angolan **economy** are related to the effects created by extreme climatic phenomena (drought, floods, storms), followed by coastal erosion and calamities. With the risks associated with climate variability, rising temperatures, heavy rainfall (or lack of rainfall) and rising sea levels, there are losses in various productive areas (agriculture, livestock, forestry, fisheries and aquaculture) and a greater occurrence of pests and diseases. The estimated direct economic losses due to **floods** in Angola are approximately USD 94 million per year, which represented in 2017 approximately

112 UNDRR (2021) [Desinventar](#); Government of Angola, PMNUD and GEF (2019) [Study integrating climate change adaptation into sectoral policies and plans for the coastal zone of Angola](#). Luanda: Geogestão.


113 ND-GAIN - Notre Dame Global Adaptation Initiative (2020) [ND-GAIN Country Index](#).



0.06% of the total economic value of the assets considered and 0.8% of GDP¹¹⁴.

The 2020-2021 **drought**, the worst in forty years in the southwest of the country, has brought severe consequences for crops, with losses of up to 40% of crops, and also for livestock survival by causing food shortages¹¹⁵. There are also negative effects on the urban and housing sector, transportation and critical infrastructure, especially in the coastal areas. All these factors have a negative impact on GDP, local economies and the country's potential for economic diversification. An improvement of the country's current and future climate information and impacts is therefore necessary to be able to identify the risks and vulnerability factors, to establish adaptation and mitigation measures in the short, medium and long-term¹¹⁶.

The phenomenon of global warming and climate change is a global environmental problem, with different consequences at local level in all countries, including Angola. It is caused fundamentally by **human activities** that emit GHGs into the atmosphere, such as the burning of fossil fuels and deforestation. The latest FAO forest study¹¹⁷ carried out in 235 countries, indicates that Angola is the fourth country with the highest annual net **forest** loss (difference between forest created and destroyed) in the last decade (2010-2020), losing 555,000 hectares on average every year. Results from Angola's Second National Communication (2021) on Greenhouse Gas (GHG) emissions, report that the Agriculture, Forestry and Other Land



Ministry of Economy and Planning of Angola

Use (AFOLU) sector accounted for 70% of emissions at the national level, followed by the energy sector, with 18% of emissions.

In general, the country is not a major contributor to global warming, like the more industrialized and advanced countries, but it is already directly feeling the negative effects of climate change and deforestation. Natural ecosystems play an important role in regulating the climate, absorbing about half of the carbon emissions from human activities, and are essential for adapting to climate change and alleviating its effects.

114 CIMA and UNISDR (2018) [Disaster Risk Profile of Angola](#). Savona, Italy: CIMA.

115 Ditto.

116 First National Communication to the United Nations Framework Convention on Climate Change (UNFCCC), 2014.

117 FAO (2020) [Évaluation des Ressources Forestières Mondiales 2020: rapport Angola](#). Rome: FAO.

3.13.2. Plans, Actions and Perspectives

grams to control climate change, highlighting the following:

The Government of Angola through the **NDP 2018-2022** implements different pro-

Government Policies	Leader	Impact on SDG 13 indicators							
		13.1.1	13.1.2	13.1.3	13.2.1	13.2.2	13.3.1	13.A.1	13.B.1
National Adaptation Plan (PANA)(2011)	MCTA/ DNAAC								●
Initial National Communication to UNFCCC (CNI,2012),	MCTA/ DNAAC					●			
Second National Communication to UNFCCC (Preliminary Validation 14 April 2021)	MCTA/ DNAAC					●			
Coastal Rim Adaptation Plan/Strategy (2019)	MCTA/ DNAAC							●	
National Climate Change Strategy (ENAC 2018-2030) initial preparation	MCTA/ DNAAC				●	●	●	●	●
National Strategy for Climate Change (ENAC 2020-2035)(under revision)	MCTA/ DNAAC				●	●	●	●	●
Nationally Determined Contributions (NDC 2020)	MCTA/ DNAAC				●	●			●
Intended Nationally Determined Contribution (iNDC, 2015)	MCTA/DNAAC				●	●			●
Disaster Recovery and Drought (DRRD/S) Framework 2018-2022)	CNPC	●	●	●			●		
National DRR Strategy 2018	MININT/ SPCB	●	●	●			●		
National Strategy for Environmental Education 2020-2025 (Under preparation)	MED/MCTA						●		

The **Ministry of Culture, Tourism and Environment (MCTA)** is responsible for policy XII – Environmental Sustainability – of the NDP and coordinates **Climate Change Program 2.4.1**. It also has oversight of the Center for Tropical Ecology and Climate Change (CETAC), created in 2012, and responsibility for coordinating the implementation of climate action projects with the other ministries (MINAGRIP, MINEA, MINOPOT). The climate program has three objectives: Objective 1 – promote the adoption of a low-carbon economic growth model; Objective 2 – adapt the national territory to the effects of climate change, through the integration of the adaptation compo-

nent in existing or new policies, programs and activities; Objective 3 – strengthen the fight against drought and desertification and the gradual introduction of citrus orchards and fruit planting by families as reforestation alternatives and preventive action for sustainability.

The government’s main **strategies** to combat climate change are set out in the National Strategy for Climate Change (ENAC 2020-2035) and the Nationally Determined Contribution (NDC 2020-2030), both under review in 2020.

The national institutional framework for **Disaster Risk Management (DRM)** in Ango-



la was developed by the 2003 Framework Law for Civil Protection, through the creation of the National Commission for Civil Protection (CNPC) and the Civil Protection and Fire Service (SPCB). The CNPC, which is under the **Ministry of Interior** (MININT) is the commission in charge of coordinating and promoting disaster preparedness, response and recovery activities and risk management throughout the country. The Provincial Civil Protection Commissions (CPPC) are the provincial structures established by the CNPC, chaired by the Governors or Vice-Governors. CNPC and CPPC are cross-sectoral commissions involving representatives of all ministries and institutes, as well as relevant services.

At the **project** level, Angola has for several years been developing projects such as the Promotion of Sustainable Charcoal in Angola through a Value Chain Approach (MCTA/UNDP, GEF-5); the Response to Urgent Coastal Adaptation Needs and Capacity Gaps in Angola Project (MCTA/UNEP/UNDP, GEF-5) the Promoting Climate Resilient Development and Enhanced Adaptive Capacity to withstand Disaster Risks in the Cuvelai River Basin in Angola (MCTA/UNDP, GEF-5); the project Integrating Climate Resilience into Agricultural and Agro-pastoral Production Systems through Soil Fertility Management in Productive and Vulnerable Areas Using the Farmer Field School Approach (MCTA/FAO, GEF-5) the Integrating Climate Change into Environment and Sustainable Land Management Practices project (ICE-SLM, AfDB); the Building Resilience as Climate Change Adaptation in Drought-Affected Communities in Southwest Africa project (AF-OSS); the Strengthening NDA and Supporting Country Programming for Angola project (AfDB); the FRESAN project (European

Union – EU); and the Promoting Access to Sustainable Energy for Rural Communities in Southwest Angola project (approved project concept). These projects total an estimated GEF funding of USD 33.6 million and co-financing of more than USD 129 million.

In recent years, five **policy and strategy documents** have been prepared, some already approved, such as the Disaster Recovery and Drought Framework (QRD/S 2018-2022), others under review and pending formal approval, such as the National Climate Change Strategy (ENAC 2020-3035) and Nationally Determined Contributions (NDC 2020-2030). In 2020, the Paris Agreement and the Doha Amendment to the Kyoto Protocol were ratified, important international legal instruments that underpin climate action on a global and also national scale. In the area of climate action and disaster risk reduction (DRR), the following actions are underway: (i) elaboration of guidelines for the processes of vulnerability assessment to the effects of climate change; (ii) approval of the renewable energy promotion project for the southwest of the country; (iii) the elaboration of the project on increasing the climate resilience of the populations surrounding the Iona and Luengue-Luiana national parks; (iv) elaboration of an Environmental Education strategy; (v) establishment of early warning systems for floods in Cune and Benguela; and (vi) development of DRR management strategies at the provincial, municipal and local levels.

Through the GEF Coal **Project**, an Improved Stove for Angola (IKO) was designed, with emission and particulate reduction results of up to 90%. Through the Cuvelai Project, more than 87 government te-



Ministry of Economy and Planning of Angola

chnicians from across the country were trained in meteorology and hydrology; 12 automatic weather stations were installed; 12 remote and isolated communities were put in communication with the Cunene SPCBs via two-way radio; 11 resilience centers were established in the most vulnerable villages of the Cuvelai; a radio program started broadcasting in two national languages in Cunene; and relevant studies of climate change impacts were done for the coastline. Through another GEF project, climate resilience was integrated into agricultural and agro-pastoral production systems through soil fertility management in key production areas, involving communities. Resource mobilization actions were also undertaken to obtain funding from the Global Environment Fund (GEF-6 and 7), the Adaptation Fund (AF) and the Green

Climate Fund (GCF). Throughout 2020 and until the first quarter of 2021, 22,934 citizens were made aware of the effects of climate change, corresponding to a degree of execution of 11.47% (annual target 10,000 citizens), involving the preparation of awareness raising material on adaptation to the effects of climate change.

In 2019 the National Commission for Civil Protection conducted a **study** to determine the disaster risk profile ¹¹⁸, an important tool for flood and drought risk management in Angola, demonstrating its commitment to fulfilling the priority of the Sendai Framework which is to know disaster risks in all its dimensions, namely hazards, exposure, vulnerabilities and capacities to cope with them. Collaboration has also been established with the Ministry

118 CIMA and UNISDR (2018) [Disaster Risk Profile of Angola](#). Savona, Italy: CIMA.

of Education for the production of a disaster risk manual.

Specific national **needs** related to climate change mitigation and adaptation include increasing skilled human resources for the development and implementation of mitigation and adaptation actions; building capacity (national, provincial, municipal and at the commune level) for the development of low carbon technologies; expanding knowledge and access to financing mechanisms by public and private entities; better knowledge of new and more efficient technologies among different sectors and public and private entities; creating a robust system for collecting, measuring, reporting and verifying national contribution data. It is also necessary to create an integrating mechanism and greater participation and interaction and collaboration of government institutions, academia and research centers, and the private sector.

At the **global integration** level, Angola's transition from Least Developed Country to Medium Development Country implies greater international reporting obligations to the UNFCCC and less funding available in the future. However, the recent ratification of the Paris Agreement and the Doha Amendment by the Angolan government and the approval of ENAC and NDC in the near future, open new opportunities for funding, technical assistance, technology transfer and collaboration to advance the country's climate change program.

There is also a need to integrate climate change mitigation and adaptation measures in the **plans, strategies and policies of** different strategic development sectors at different scales (national, provincial and municipal) in order to formalize

the national approach to climate change. The latest government restructuring in April 2020, with the merger of ministries, together with the reduction of the General State Budget (GSB) and the economic crisis accentuated by COVID-19, have proved to be major challenges for the effective implementation of projects and programs. The process of decentralization and government restructuring, as well as the diversification of the economy, offer opportunities to improve processes and put solutions in place to help overcome the challenges. The creation of a Multi-sectoral Commission for the Reform of the Education System by the government and the preparation of a National Strategy for Environmental Education (2020-2025) by the MCTA (in progress), offer new possibilities to improve and strengthen knowledge, sensitivity and awareness in subjects of themes related to environmental sustainability, climate change and disaster risk reduction. In the short term, NDC 2020-2030 and ENAC 2020-2035 are expected to be finalized and formally approved, which will enable cross-cutting integration of climate change policy in all strategic socio-economic development sectors.

For its efficient implementation, it will be essential to establish and ensure integrated, inclusive, participatory, and clear governance systems and mechanisms, such as coordination arrangements between different ministries and other stakeholders, between different levels of governments and administrations, and protocols for collecting and sharing information between institutions, as well as activities that favor the establishment of a monitoring system.

The proportion of renewable energy and energy efficiency measures and the tran-

sition from a linear to a **circular** economy can also help increase resilience to climate change and reduce vulnerability by increasing technical, technological, and financial capacity for adaptation and mitigation. Considering Angola's high degree of deforestation and GHG emissions from Agriculture, Forestry, and Other Land Use (AFOLU) sectors, there is a need to develop strategies for sustainable exploitation and forest conservation and replenishment, as well as to promote a more sustainable, circular, and resilient agriculture. Adaptation processes based on natural ecosystems offer sustainable and low-cost possibilities for action.

On a more technical level, there is a need to improve the **quality of information** at the national level and the technical and scientific capacities of institutions on disaster risks and climate impacts in order to facilitate the preparation and execution of disaster risk management and climate change mitigation and adaptation strategies. Associated with this, there is also a need to improve information communication, access to scientific and public information, as well as to promote large quality

civic and scientific **environmental education** programs tailored to rural and urban areas, in order to succeed in the implementation of the 2030 Agenda. Angola urgently needs to develop **research** that shows the impact of climate change on the productive sectors over the next 100 years, so that entrepreneurs and consumers can prepare and adapt to the new scenarios. Also, in order to solve a large part of the negative impacts of climate change, a major **socio-cultural transformation** is necessary in order to ensure adaptation to the effects and their mitigation, contributing to the sustainable development of the country.

To realize its climate action, Angola will need greater **financial assistance** for the development of new techniques of collection, analysis, data cross-checking, monitoring of the climate and its variations, and incentives for the more rational use of natural resources. It will also be necessary to develop an adequate public policy strategy for financing the sector, in the short, medium and long term, to ensure low-carbon development and strengthen resilience and adaptation to climate change and disaster risk reduction.



3.14. SDG 14 LIFE BELOW WATER

SDG 14 aims to conserve and sustainably use the oceans, seas and marine resources for sustainable development. The Declaration of the 2030 Agenda for Sustainable Development recognizes and highlights the protection of life in water as a key area of sustainable development.

3.14.1. Context of Angola

The Angolan coast concentrates 60% of the country's **population** and a large part of its infrastructure and socioeconomic activities, such as fishing, trade, transport networks, energy, and tourism potentials. The sea is one of the main sources of development and growth of the country's economy, but in relation to which there are divergent interests from various sectors, which can result in social discontent and conflicts.

In coastal areas, artisanal fishing is important for the subsistence and employment of populations that have fishing as their basic source of food and well-being. The rise in the average sea level, the increase in the intensity of sea storms, and the associated calamities due to the effects of

climate change pose a serious threat to coastal communities, infrastructure, and socioeconomic activities in the marine and coastal territory.

Angola has a **coastline of** 1,650 km in length and a continental shelf of 51,000 km², with a width that varies between 10 and 100 km. The Angolan maritime coast has an enormous **economic** potential, being the source of 95% of the national foreign trade that passes through the sea, responsible for approximately 60% of the national Gross Domestic Product (40% of which from the oil industry), and supplier of income from the fishing sector, salt production and sustainer of leisure and beach tourism. The Exclusive Economic Zone (ZEE) covers an area of 518,433 km², in which the state has sovereign rights for the purposes of exploration, economic exploitation, conservation and management of the resources, both living and non-living, of the waters above the seabed and its subsoil. In this circumstance, the planning of marine space, in a context of great diversity of divergent interests, is a strategic point for the sustainable development of the country and for its regional integration.

The so-called **blue economy** or economy of the sea is a concept that recognizes the importance of the sea, oceans, rivers and lakes in the economic growth of countries and recommends the use of their resources in a sustainable and integrated manner. It is a new model that is not only limited to traditional maritime activities, but also encompasses activities that directly use the sea as an income factor. In Africa, the sectors and components of the Blue Economy today generate an average of USD 296 billion in income and 49 million jobs, and could reach USD 405 billion in income



Photo by mrjn Photography on Unsplash

and 57 million jobs by 2030, becoming a strategic sector for sustainable development. In Angola, it is possible to promote the blue economy as a strategic sector for sustainable development, but this requires major commitments and the introduction of structural changes in the economy, based on the functioning of ecosystems.

Angola's geographical location and the topography of its marine space, associated with the dynamics of the cold Benguela and warm currents coming from the equatorial current, create favorable conditions for a very substantial **marine** and landscape **biodiversity**. The entire coastal zone is characterized in general by a high biological productivity. These two currents are separated by a thermal front, the Benguela Front, and their location impacts the migration pattern of living resources, especially species that move in the water columns.

The rich **hydrographic network** of the Republic of Angola also provides coastal transition spaces (estuaries, mangroves, lagoons) rich in marine life, and high agricultural fertility. Recent assessments of the biological status of fishery resources indicate that the level of exploitation of species that are important for food security and exports are classified as overexploited (Cunene horse mackerel and some demersal fish species) or exploited at their biological limits (sardinellas and deep-water shrimp)¹¹⁹.

The **main threats to** the marine ecosystem and its biodiversity are related to informal settlements and urban and industrial pollution, the activities of the oil and gas sector, overfishing, and climate change. These threats also produce socio-economic impacts as they affect the environment and its ecosystems, human health and safety, income generation, and social

119 INIPM/MINAGRIP (2021) Relatório do Estado Biológico dos Recursos Pesqueiros e Recomendações à Gestão para o ano 2021. Luanda: MINAGRIP.

values. In this century, **plastic pollution** is considered one of humanity’s greatest challenges. Angola still has no legislation that prohibits and restricts the production and marketing of disposable plastics (bags, straws, cups, etc.), as do other African countries.

3.14.2. Plans, Actions and Perspectives

The Government of Angola through the **NDP 2018-2022** implements different programs to protect underwater life, highlighting the following:

Government Policies	Leader	Impact on SDG 14 indicators									
		14.1.1	14.2.1	14.3.1	14.4.1	14.5.1	14.6.1	14.7.1	14.A.1	14.B.1	14.C.1
Fisheries and Aquaculture Planning Plan (POPA 2018-2022), Fishing yearbooks	MINAGRIP				●		●	●	●		
National Biodiversity Strategy and Action Plan 2019-2025	MCTA		●			●					
Strategic Plan for the National Network of Conservation Areas of Angola (PERNACA)	MCTA		●			●					
Strategic Plan for the System of Conservation Areas (PESAC).	MCTA		●			●					
Marine Spatial Management Plan for the Palmeirinhas-Tapado Pilot Area	MINAGRIP, MCTA, MIREMPET		●								
Law 14/10, Maritime Spaces Law	Various					●	●			●	●
Law 6-A/04, Law of Aquatic Biological Resources		●		●							
Law 6/02, Water Law		●		●							
Integrated Sea Strategy (under development)		●	●						●	●	●
Integrated Plan for Acceleration of Family Agriculture and Fishing (PIAAF)	MINAGRIP									●	

The Ministry of Culture Tourism and Environment (**MCTA**) is the entity responsible for environmental and climate policy, and for culture and tourism. The National Environmental Inspection Service (SNFA) and the National Institute for Biodiversity and Conservation Areas (INBAC) are under its tutelage. Regarding the marine environment, the Ministry of Agriculture and Fisheries (MINAGRIP) is responsible for formulating and implementing the policy for fisheries and the sea, which is supervised by the **National Institute of Fisheries and Marine Research** (INIPM) that contributes

in a decisive way to the sustainable management of fisheries resources and conservation of the aquatic ecosystem.

The Institute for the Development of Artisanal Fisheries and Aquaculture and the National Inspection Service of Fisheries and Aquaculture have as their mission the assessment of fishery resources and environmental conditions in marine and continental waters based on scientific research. Other Ministries that have competence in the marine territory are the Ministry of Mineral Resources, Oil and Gas (MIREMPET), the Ministry of Public Works



and Spatial Planning (MINOPOT), the Ministry of the Interior (MININT), the Ministry of National Defense and Homeland Veterans (MINDENVP) and the Ministry of Finance (MINFIN).

The Republic of Angola participates in several international **conventions** and legislative frameworks of relevance to the marine territory, which still need to be strengthened at the national level. Besides the United Nations Convention for the Law of the Sea (UNCLS) and the Convention on Biological Diversity (UNCBD), the country is a party to the Abidjan Convention (for the protection and management of the West African coastline) and the Benguela Current Commission (BCC), which focuses on the promotion of a regional approach (Angola, Namibia and South Africa) for the conservation and sustainable exploitation of the Benguela Current Large Marine Ecosystem. It also participates in the South East Atlantic Fisheries Organization (SEAFO), which has the mission to ensure the long-term conservation and sustainable use of all living marine resources in the South East Atlantic Ocean and to safeguard the environment and marine ecosystems.

The Regional Commission for Fisheries in the Gulf of Guinea Region (COREP) aims to preserve and protect aquatic ecosystems, both in marine and inland waters, with the harmonization of policies and the legal framework of member states. Angola is also a member of the Ministerial Conference on Fisheries Cooperation among the African States that share the Atlantic Ocean (COMHAFAT), which aims at the preservation of fish resources and the sustainable development of fishing activity in the region. The International Commission for

the Conservation of Atlantic Tunas (ICCAT) which regulates the conservation and management of a variety of Atlantic marine species, including tuna and tuna-like species (swordfish, marlin, and sharks).

In conjunction with international instruments are **Law** 5/98, which defines the basic concepts and principles for the protection, preservation and conservation of the environment and the promotion of quality of life and the rational use of natural resources, as well as Law 6-A/04, (Law on Biological and Aquatic Resources, LRBA), which establishes the policies for the conservation and sustainable renewal of aquatic biological resources, in conjunction with the provisions of the Benguela Current Convention and the National Biodiversity Strategy and Action Plan.

At the level of **projects** in this thematic area, we highlight the MARISMA Project on marine spatial planning and governance of the Benguela current, which includes Angola, Namibia and South Africa; the Project of the activities planned for the creation of the marine conservation area in Angola (MCTA/UNDP, GEF-6); the Angola without Plastic Project; the TRIATLAS Project, funded by the European Union under the H2020 program and aimed at understanding the state of the marine ecosystem of the Southern and Tropical Atlantic and its future evolution for the sustainable management of human activities affecting the Atlantic Ocean; the Luanda Water Front Project – ecological assessment of Luanda Bay, funded by the Portuguese Science and Technology Foundation and aimed at increasing knowledge about the ecological dynamics of Luanda Bay, environmental and human health risks associated with the proliferation of harmful algae

In recent years, the Government of Angola, under the coordination of MINAGRIP, has been achieving significant progress in areas of interest for the sustainability of marine life. Within the scope of **scientific research**, in 2017 and 2019 the first samples were taken to determine eutrophication indices along the coast of Angola. In the years 2016, 2018, 2019 and 2020, occurrences of microalgae (Dinophyceae) blooms were recorded in Luanda Bay, associated with water eutrophication problems. On the same cruises, water samples were also taken for the mapping of the main micro-plastic retention areas and more than 351 samples were also taken to determine ocean acidification. The samples are being analyzed by the laboratories of the Norwegian Research Institute and INIPM. This information will provide indicators of marine carbonate system indices and ocean acidification parameters. As part of the National Commercial Fleet Sampling Program, micro-plastic filaments were identified in the stomachs of some commercially interesting species.

Regarding marine spatial planning, at least seven **Areas of Ecological or Biological Importance (AEBI)** and one possible Marine Conservation Area (MCA) were identified. In this context, a national workshop was held in 2020, with the aim of validating the Marine Spatial Planning proposals and the report of the AEBIs. The AEBI report will be submitted to the Convention on Biodiversity (UNCBD) by the MCTA under a proposal from MINAGRIP.

In order to guarantee the exploitation of fishing resources, a survey of the industrial and semi-industrial **fishing fleet** operating along the entire coast was carried out to better understand their operations, in or-

der to adjust fishing capacity to the availability of resources in the future, according to the FAO Code of Conduct for responsible fishing.

Under SDG 14, the balance between the economic potential of the sea, rivers and lakes and the exploitation of their resources is the main objective to be achieved globally and specifically in Angola. The empowerment of women fish processors, for example, is one of the priorities of the strategy of the sub-sector of fishing and aquaculture, in that, on the one hand, it promotes the generation of income and, simultaneously, creates the conditions for the participation and management of the protection of marine life.

One of the **challenges** in the country is the absence in the legal system of a **policy** for planning and managing the national maritime space, which makes it difficult to ensure the efficiency, safety, and sustainability of human activities at sea. There is also a high violation of laws and regulations related to activities that take place at sea. At the top of the list are illegal fishing, essentially by foreign vessels, followed by the destruction of submarine cables, fishing in prohibited areas, mainly near oil platforms, illegal immigration, which is also beginning to be felt by sea, and the transshipment of fuel and merchandise without authorization. Another constraint is the **impacts of climate change**, together with the pollution of coastal waters, especially in bays and estuaries that concentrate high densities of population that generate a lot of household waste, creating an excess of organic matter and causing environmental pollution through eutrophication and also by the disposal of plastic waste. The lack of sufficient funds to support **scien-**



tific research is another major problem to make progress in the sustainable management of the maritime space.

The preparation of the integrated policy for the sea, which is underway, will bring **opportunities to** improve coordination between institutions, prioritize activities, and better order the marine territory in order to support the sustainable, equitable, and efficient use of living and non-living resources. Artisanal fisheries and community aquaculture are without a doubt a rapidly developing sub-sector, and the government's strategy is based on the promotion of small-scale aquaculture (at the communal level) as a source of family income. In this context, a program was started, for example, to collect fish innards from all the beaches along the coast to produce fish flour in an artisanal way, serving as an incentive to the development of this activity.

The biological state of the main fishery resources demands that their exploitation be carried out in a preventive and sustainable manner, requiring the implementation of **management plans** so that the abundance levels of the resources at risk

are recovered. Additionally, the creation of marine protected areas is essential to conserve the marine heritage.

The government, as a strategy, has already identified some areas along the coastline considered as potential reserves or protection areas. Angola will also define an integrated strategy of the sea to avoid duplication of efforts and conflicts of power and competencies between different institutional instances, which aims to determine guidelines regarding the sustainable and integrated management of human activities at sea, the preservation of habitats, the fragility of coastal ecosystems, erosion, and social and economic factors. The country will also continue with the compilation, analysis and evaluation of scientific data and the monitoring of indicators of marine ecosystem degradation factors. In general, there is a need for more **research** studies to be conducted to obtain more rigorous information to contribute to the adoption of future measures for the protection of maritime space and the implementation of monitoring programs for maritime areas.





3.15. SDG 15 LIFE ON LAND

SDG 15 aims to protect, restore and promote the sustainable use of terrestrial ecosystems, sustainably manage forests, combat desertification, prevent and intervene in land degradation and halt the loss of biological diversity. The Declaration of the 2030 Agenda for Sustainable Development recognizes that protecting life on earth is a fundamental element of sustainable development.

3.15.1. Context of Angola

The terrestrial ecosystems (forest, river and agricultural) of Angola provide food, income, employment and work directly to more than 90% of the population through agro-livestock activities, fishing and aquaculture, hunting and forest exploitation. The country has 66.6 million hectares of forests and 58 million hectares of arable land.

However, with a population growth rate of 3.5% according to INE and an urbanization

rate of 4.5%¹²⁰, the **demographic transformation** of the country and associated human activities significantly affect land use and land transformation, leading, among others, to human-animal conflicts, deforestation and soil degradation, increased vulnerability to natural disasters, and the extinction of species and loss of biodiversity. Although a comprehensive legal framework exists in the country, **environmental education** and **awareness** are still generally very fragile, and the resources allocated to environmental management and biodiversity conservation are still unable to meet the various needs to achieve adequate and sustainable use.

Despite the pressures exerted on rural livelihoods – gathering firewood, deforestation for charcoal production, and extension of agricultural areas or hunting for family consumption – and extractive industries (diamonds, gold, and others), the country has wildlife and floristic **resources** of high ecological and commercial interest. The sustainable management of renewable natural resources found in terrestrial ecosystems such as forests has great potential to contribute to the diversification of the **economy** and can potentially lead to job creation and income generation at the national and local levels¹²¹.

The expected transition from an oil economy to a more diversified economy is marked by the launch of programs like PRODESI (Program of Support to Production, Export Diversification and Import Substitution) or PIAAF (Integrated Plan for Acceleration of Family Agriculture and Fi-

120 UN-Habitat (2019) [HABITAT-MINOTH Country Programme Document for the Sustainable Urban Development of Angola](#). Luanda: UN-Habitat.

121 World Bank (2019) [Environment and Renewable Natural Resources in Angola](#): opportunities to diversify the national economy, generate income for local communities, enhance environmental management capacity and build resilience to climate change. Washington, DC: World Bank.

shing). These programs, while representing a necessity for the socio-economic development of the country, put even more pressure on the management of natural resources, fauna, flora and soils. However, the sustainable exploitation of forests and conservation areas is not yet developed, with many cases of uncontrolled, irresponsible, or illegal exploitation. The valuation of Angola's natural capital and the contribution of forests, conservation areas and wildlife protection to the national and local economy is also not well documented due to lack of **data** and information.

Studies conducted by the World Bank indicate that the timber sector could reach an export value of USD 240 million by 2028 (up to 1.5% of the export balance) and further indicate that the **nature-based tourism** sub-sector is a cornerstone of tourism development in Angola, given the country's unique landscape, biodiversity and coastal zones and protected areas¹²².

The Republic of Angola has one of the richest **biodiversity** on the African continent. From the humid tropical forests of the southern province of Cabinda to the arid lands and deserts of the southern provinces, Angola is composed of a mosaic of ecosystems – seven biomes, 15 eco-regions and 32 types of vegetation – namely, 5,000 species of plants (of which 1,260 are endemic)¹²³, 300 species of fauna and 940 recorded types of birds¹²⁴.

Angola currently has 14 terrestrial conservation areas (CA) (no marine areas), of which nine national parks, one regional park, two integral nature reserves, and two partial reserves. These areas protect emblematic species of the national flora and fauna such as *Welwitschia mirabilis*, the mountain zebra (*Equus zebra hartmannae*), and the giant sable antelope (*Hippotragus niger varianni*), among others. However, terrestrial ecosystems face serious **direct threats** that include deforestation for subsistence shifting agriculture, uncontrolled logging for charcoal production and other purposes; poaching for commercial purposes; forest burning for shifting agriculture, mining, and oil prospecting; and **indirect threats**, such as the lack of carrying out activities aimed at sustainable management of lands, forests, wetlands, and CA, as well as poverty affecting much of the rural population, unemployment, and institutional weakness in implementing the specific legislation in place¹²⁵.

Forests promote soil formation and protection, protect freshwater resources, provide nutrient storage and recycling, help build resilience and combat climate change, pests and pests, and are also the livelihood of much of Angola's rural population. Angola is the fourth country in the world with the greatest net annual forest loss (difference between forest created and destroyed) in the last decade, losing 555.000 hectares on average every year¹²⁶. The proportion of **degraded land** area already stands at around 20% of the terri-

122 Ditto.

123 Santos, M. (2015) [Environmental Education and Biodiversity Conservation in the Angolan Forest](#): a case study – Cuíma and Catata Communes (Caála Municipality, Huambo Province). Huambo: José Eduardo dos Santos University.

124 Huntley, B., Russo, V. Lages, and De Almeida, N. (2019) [Biodiversity of Angola – Science and Conservation: a modern synthesis](#). Porto: Art and Science.

125 MINAMB (2014) [5th National Report on Biodiversity in Angola 2007-2012](#). Luanda: Ministry of Environment.

126 FAO (2020) [Évaluation des Ressources Forestières Mondiales 2020: rapport Angola](#). Rome: FAO.

tory¹²⁷. To solve this problem and prevent desertification, the implementation of actions related to sustainable management of land, forests and conservation areas to protect, conserve and increase vegetation cover and fauna & flora is fundamental.

3.15.2. Plans, Actions and Perspectives

The Government of Angola through the **NDP 2018-2022** implements different programs to protect terrestrial life, highlighting the following:

Government Policies	Leader	Impact on SDG 15 indicators													
		15.1.1	15.1.2	15.2.1	15.3.1	15.4.1	15.4.2	15.5.1	15.6.1	15.7.1	15.8.1	15.9.1	15.A.1	15.B.1	15.C.1
National Voluntary Target Setting Program (LDN-TSP)	MCTA/DNAA, MINAGRIP				●										
Program for the Promotion of Sustainable Exploitation and Management of Forest Resources	MINAGRIP/ IDF and DNF	●		●											
Forestry Regulation	MINAGRIP/ IDF and DNF	●		●											
Angola's National Biodiversity Strategy and Action Plan (NBSAP, 2019-2020)	MCTA/ INBAC		●			●	●	●		●	●	●	●	●	●
National Biodiversity Strategy and Action Plan for Angola (NBSAP, 2007-2012)	MCTA/INBAC		●			●	●	●		●	●	●	●	●	●
Angola's Red List of Species (2019-2023): Extinct, Endangered, Vulnerable and Invasive	MCTA/ INBAC							●							
National Strategy for Environmental Education (2020-2025) in preparation	MCTA	●	●	●	●	●	●	●	●	●	●	●	●	●	●

The **MCTA** has as one of its responsibilities the development and implementation of legislation, instruments, policies and strategies in the area of environment. This is the ministerial department with direct attributions for the management of conservation areas and biodiversity. Under the MCTA is the **National Institute of Biodiversity and Conservation Areas (INBAC)** created under Presidential Decree 10/11 to be an institution with administrative, financial and patrimonial autonomy to ensure

the execution of the biodiversity conservation policy and the management of the national network of conservation areas.

MINAGRIP is the Ministry Department responsible for proposing, formulating, conducting, executing, evaluating, controlling and supervising policies in the areas of agriculture, livestock, forestry, food and food security, management and planning of biological aquatic resources, sustainable fishing and aquaculture activities, salt production, research, experimentation

127 MINAMB(2018) [Definition of National Land Degradation Neutral \(LDN\) Targets](#). Luanda: Ministry of Environment.



and technological innovation in the area of the sea, prospecting, use, exploitation and enhancement of aquatic resources, and a sustainable economy of the sea, from a sustainable development perspective. The **Institute of Forestry Development (IDF)** is under the MINAGRIP, created under Presidential Decree 5/14, and has legal personality and administrative, financial and patrimonial autonomy, designed to ensure the promotion, coordination and execution of the policies outlined in the forestry, wildlife, rural and technology transfer development. The two ministries have a preponderant role in the materialization of the whole process of neutral land degradation.

In terms of specific **projects** that Angola has been developing in the protection of terrestrial life, the following stand out:

- > in the **biodiversity** conservation sector: Combating Illegal Wildlife Trade and Human Conflict with Wildlife (UNDP/GEF-6); Expanding and Strengthening Angola's Protected Area System (UNDP/GEF-5); National Biodiversity Project (UNDP/GEF-4); Strengthening Climate Resilience and Biodiversity Management in Angola's Conservation Areas (Conservation International Project, GEF); RAEIN-Africa promoting the participatory development of appropriate science and technology for sustainable management of the environment and agricultural production systems in the southern Africa region; Kitabanga and Cambéu Project for the Study and Conservation of Sea Turtles in Angola and Environmental Edu-

cation; Otchiva Project for mangrove reforestation.

- > in the **land** degradation sector: Sustainable Land Management in Targeted Landscapes in Southwest Angola Region (FAO/GEF); Land Rehabilitation and Rangelands Management in Smallholder Agro-pastoral Production Systems in Southwest Angola (FAO/GEF); LDC / SIDS portfolio project: Sustainable Land Management; Sustainable Forest Use Impact Program in Sustainable Dryland Landscapes (FAO, GEF); GEF support to the UNCCD 2018 National Reporting Process. In other sectors such as international waters include the regional project on Increased Water Security and Community Resilience in the Adjacent Transboundary Cuvelai and Cunene River Basins (UNDP, GEF); Development Project Smart Innovation through Research in Agriculture (DeSIRA)(EU).
- > in the sustainable **forest management** sector: SADC Program for Restoration of Indigenous Forest Landscape through Transboundary Fire Management in the Kavango-Zambezi Transfrontier Conservation Area; Promoting Sustainable Charcoal in Angola through a Value Chain Approach (MCTA/UNDP, GEF-5).

Angola has established **commitments** to delimit 17% of its land surface as biodiversity conservation and protection area by 2025. Angola has also set a land-neutral degradation target to reduce steep land degradation to 50% from the 2015 baseline¹²⁸. In 2018, actions to set national land neutral degradation (LDN) targets were

128 MINAMB(2018) [Definition of National Land Neutral Degradation \(LDN\) Targets](#). Luanda: Ministry of Environment.

also implemented. Other actions initiated in that year include the preparation of the Macro-Fauna inventory; the granting of Conservation Area status to three new areas; the strengthening of the management structures of National Parks; the restructuring of current Conservation Areas, analyzing their typology, conservation category, boundaries and management strategy; the updating of existing legislation on conservation areas and biodiversity protection; the prevention and monitoring of wildfires; the process of financial autonomy of Conservation Areas based on ecotourism

The country has made significant progress in terms of the **legal framework** for its terrestrial biodiversity with the finalization of¹²⁹Angola's National Biodiversity Strategy and Action Plan (NBSAP, 2019-2020), the signing and ratification of the Ramsar Convention (on wetlands) in February 2021, and in terms of attracting financial resources to support the management of the strategy. The government has identified 11 wetlands of particular conservation interest (one being already under protection within the Caimaia national park). The process of identifying new environmental conservation areas (Serra do Pingano, Morro do Môco, Floresta da Cumbira, Lagoa do Carumbo, and the creation of the first marine conservation area), and upgrading existing ones is also underway. Since 2016, the effective implementation of the Convention on International Trade in Endangered Species of Wild Fauna and Flora ([CITES](#)) has begun, with several **seizures of wildlife specimens** obtained illegally for the purpose of being traded: elephants, pangolins, alligators,

leopard, among the animals, and Cabinda wood among forest species.

Some progress has been made in relation to sustainable forest management and the fight against land degradation and desertification. The charcoal value chains **project** funded by GEF is being implemented in small communities in Kwanza Sul (Sanga and Quibala), and in Huambo some sustainable forest management activities are being developed with the support of ADPP, COSPE and UJES, such as selective logging promotion of natural regeneration by staking, fostering the creation of forest nurseries and tree planting, use of improved charcoal kilns and more efficient charcoal cook stoves, participatory forest inventories and community enforcement to control burning, or environmental education in rural schools. FAO/MCTA/MINAGRIP are also implementing actions related to sustainable land and forest management to increase vegetation cover, through the integration of these issues in government plans and the elaboration of integrated and participatory land use plans, where sustainable land and forest management practices are well defined and practical application is done through the field schools (ECAS), present in the country for more than 15 years.

The merger, in April 2020, of the Ministries of Environment, Culture, and Tourism creates an **opportunity** for greater synergies for the development of an economic and cultural sector, **ecotourism** or nature-based tourism, that promotes the conservation of natural ecosystems while generating local employment and sustainable economic development, which contributes to the diversification of the Ango-

129 MINAMB (2018) National Strategy and Action Plan for Biodiversity, NBSAP 2019-2025. Luanda: Ministry of Environment.



Photo by Eryxson Fonseca on Unsplash

lan economy. At the national level, the integration of the Ramsar Convention opens the door to the creation of mechanisms to better protect **wetlands**, key ecosystems for both adaptation to and mitigation of climate change and the source of unique biodiversity, such as mangroves. On the other hand, the process of **identifying new environmental conservation areas** is underway – Serra do Pingano, Morro do Môco, Floresta da Cumbira, Lagoa do Carumbo, and the creation of the first marine conservation area – and the requalification of existing ones, which may increase or reduce the proportion of these areas in relation to the national territory. The process of government **decentralization** and municipalities, expected to be implemented in the next few years, offers an opportunity to strengthen institutional capacities for the protection and conservation of natural spaces and biodiversity, whenever the mayors are able to take practical control of the areas under their jurisdiction. The reform of the **education** sector and the pre-

paration of the National Strategy for Environmental Education (2020-2025) offer opportunities to improve the knowledge and sensitivity of Angolan society regarding biodiversity conservation and sustainable management of natural resources.

Despite the advances, there are still several areas that need greater impetus. In Angola, it is necessary to invest in quality **civic and scientific environmental education** in order to ensure the successful implementation of the 2030 Agenda for Sustainable Development and achieve the SDG targets on biodiversity conservation and sustainable and responsible management of natural resources. It is necessary to train local populations in rural schools in the correct use of the natural resources at their disposal. Training in adapted technologies is of paramount importance, countering, for example, the current trend of promoting agriculture using high-cost, high-maintenance tractors right from the start.

It was also necessary to strengthen the **studies and actions** for the reduction of environmental degradation (deforestation and land degradation), in order to achieve the goals already defined. It would also be important to promote the participation of scientists and academia at a national level, as well as civil society organizations to be part of working committees that are related to biodiversity and conservation areas. On the other hand, there is a need to create programs for greater direct and indirect involvement of the communities that depend directly on the ecological services in the conservation areas. Angola also needs a **more efficient application** of the already existing **legal instruments and policies** that guarantee the protection of biodiversity, as well as provide more efficient monitoring.

With the emergence of the **COVID-19 pandemic** and the risk of further zoonotic outbreaks, the international community has elevated biodiversity conservation to the same level of urgency as the response to climate change. Thus, the increase in **funds** available for this purpose can be expected. Regarding neutral land degradation, for the next few years it is expected to achieve in the country the goals of restoring 50% of ecosystems currently degraded by irregular land use practices; increasing the Soil Organic Carbon content to 30% in all land classes; a contribution to halving (0.4%) the current rate of deforestation throughout the country; the strengthening of information and awareness about good practices in land use, including those related to sustainable agriculture-conservation for 80% of rural families; the increase in 30% of water availability in the needy areas of the transhumance triangle (Cunene, Huíla and Namibe); the

reduction in 25% of livestock in areas of strong tradition of concentrated livestock production.

With regard to **conservation areas**, the following actions are expected to be carried out: (i) preparation of the Macro-Fauna inventory; (ii) granting of Conservation Area status to three new areas; (vi) strengthening of the management structures of the National Parks; (iii) restructuring of the current Conservation Areas, analyzing their typology, conservation category, boundaries and management strategy; (iv) updating the existing legislation on conservation areas and the protection of Biodiversity; (v) prevention and monitoring of wildfires; (vi) the process of financial autonomy of the Conservation Areas based on Eco-tourism; (vii) the process of creating the first marine conservation area; (viii) strengthening the management structures of the National Parks. In terms of **forests**, it is hoped to develop a strategic sustainable charcoal policy that will help promote sustainable forest management and attract more attention and investment to the sector.

In a global way and in view of SDG 15, more **coordination and integration** would be desirable, through, for example, a joint program between MCTA and MINAGRIP of reforestation for forest recovery and prevention. Another initiative is to encourage citrus plantations that not only have nutritional importance but also protect vegetation. In order to ensure ownership of the values of protecting terrestrial life, it is also desirable that sufficient and well-defined areas are allocated to local residents so that they are valued and managed by the population in a sustainable manner.



3.16. SDG 16 PEACE, JUSTICE AND STRONG INSTITUTIONS

SDG 16 aims to promote peaceful and inclusive societies for sustainable development, facilitate access to justice for all, and build at all levels effective and inclusive institutions that are accountable. The Declaration of the 2030 Agenda for Sustainable Development recognizes that peace, justice and effective institutions are indispensable requirements for sustainable development. The Agenda recognizes the need to promote peaceful and inclusive societies for sustainable development, to provide access to justice for all and to build and consolidate effective, accountable and inclusive institutions at all levels.

3.16.1. Angola's Context

Angola achieved effective **peace** in 2002, after decades of war – from 1961 to 1974 against the Portuguese colonial power and, after 1975, a destructive civil war. Currently, although there are some movements of political and social contestation, also due to the increase of the population's civic conscience, it has been 19 years of

political stability, with no recourse to armed violence.

The country is multi-ethnic and its religious culture is largely shaped by Roman Catholicism as the predominant religion and by a variety of religious orientations and practices, which calls for the establishment of institutions and provisions that integrate this diversity and promote its coexistence. In Angola, customary law is in use and remains influential in various communities, which calls for constant articulation between traditional and rule of law systems in various aspects of people's lives.

Especially since the end of the civil war, Angola is investing in increasing **participation** of the population and the various sectors in public policies. The government launched, in March 2021, the **Participatory Budget**, a mechanism that aims to allow citizens to become directly involved in the management of public finances at the local level through the Municipal Budget. This is an important advance in the sense that it will allow citizens to freely define their local priorities and projects and to participate in the definition of priorities of local governments or administrations. On the other hand, the National Assembly of Angola took the initiative to host, in February 2021, the Seminar on Gender Budget Analysis and Monitoring, which aimed to promote the continuous process of information production, knowledge building and implementation of methodological practices for the promotion of **gender equality**, through governance and democratic consolidation mechanisms, using Gender Budgeting as a vehicle.

Regarding the **institutions** necessary for better justice, Angola has the Ombuds-

man, whose statute (updated in 2020) is in accordance with the Paris Principles, with only the conclusion of the accreditation process still pending. Angola is also part of several international alliances of National Human Rights Institutions (NHRIs). Several other initiatives have been registered to promote better systems and institutions. In 2021, the **Virtual Parlatory** was created, a technological solution to mitigate communication barriers between prisoners and their families, relatives, friends, magistrates and lawyers, contributing to the mitigation and prevention of COVID-19 contamination in prisons and to safeguard the promotion of the Human Rights of prisoners in prison services. Both MININT and the Ministry of Justice and Human Rights (MJDH) have not recorded any cases of murder, kidnapping, enforced disappearance, arbitrary detention or torture of **journalists**, media personnel, trade unionists and human rights defenders in recent years.

According to MASFAMU and MININT, the situations related to **violence** and safety (and the feeling of safety) have been improving, with paternal running away, exploitation of child labor, and neglect now being the main forms of violence against children¹³⁰. 65% of the country's population feels safe walking alone in the area where they live¹³¹. The registered number of victims of human **trafficking** has been decreasing, according to the Ministry of Justice and Human Rights (MJDH).

2020 was the sixth consecutive year of negative economic growth, largely due to the

slowdown in the oil sector, which accounted for about 33% of GDP and 95% of total exports. In 2018-2019, one in two Angolans (47.6%) lived below the international poverty line of USD 1.90 per day. Furthermore, in 2015-2016 about 54% of the population lived in multidimensional poverty according to the Angola Multidimensional Poverty Index (IPM-A)¹³². These crises pose challenges to peace and stability, the consolidation of justice systems and institutions, particularly in the area of human rights.

On the justice front, and in relation to Angola's **illicit financial outflows**, these were as high as 3.9% of GDP (2013-2015 average), which is in the lower range of capital flight compared to African countries (where the average is 10%). In US dollars, capital outflow was USD 4.9 billion per year in that period. During the period from 1986 to 2015, the total capital flight was USD 63.7 billion¹³³. Illicit financial flows related to commodity trade reached USD 1.7 billion in 2018, equivalent to 1.5% of GDP. It is concluded that illicit financial flows vary strongly over time and that due to trade registration practices (e.g. oil transported by pipelines), it is extremely difficult to detect them from trade statistics.

Angola has, however, invested heavily in fighting corruption and capital outflows from the country (and the recovery of funds abroad), strengthening national institutions and international collaboration in this area.

Birth registrations also marked a significant increase between 2015 and 2019, with

130 MASFAMU (2020) Administrative data, 2020.

131 INE (2020) Quick Information Sheet, Angola Employment Survey (II Quarter 2020). Luanda: INE.

132 INE (2017) [Survey of Multiple Indicators and Health 2015-2016](#). Luanda: National Institute of Statistics.

133 Ndikumana, L. and Boyce, J.K. (2018) [Capital flight from Africa: Updated methodology and new estimates](#). Research Report. Political Economy Research Institute.

the percentage of children under the age of five whose births were registered with a civil authority¹³⁴ rising from 25% to 28.3%.

In the field of peacekeeping, stability, and justice, Angola is committed to greater equality in the distribution of natural resources, while supporting **environmental** and climate **justice** initiatives.

3.16.2. Plans, Actions and Perspectives

The Government of Angola through the **NDP 2018-2022** implements different programs to promote peace, justice and effective institutions, with the following highlights:

Government Policies	Leader	Impact on SDG 16 indicators																								
		16.1.1	16.1.2	16.1.3	16.1.4	16.2.1	16.2.2	16.2.3	16.3.1	16.3.2	16.3.3	16.4.1	16.4.2	16.5.1	16.5.2	16.6.1	16.6.2	16.7.1	16.7.2	16.8.1	16.9.1	16.10.1	16.10.2	16.A.1	16.B.1	
Decentralization Policy and Strengthening of Local Government	MAT															●	●									
Local Government Reform and Improvement of Public Services at the Municipal Level	MAT							●	●							●	●									
National Strategic Plan for Territorial Administration 2015-2025	MAT							●	●							●	●									
National Decentralization Program – PNAD	MAT															●	●									
Local Governance Reform Programme – PREGOL	MAT															●	●									
Electoral Process Monitoring Program – PAPE	MAPTSS															●	●									
National Security and Citizen Policy	MININT	●	●	●	●	●	●	●																		

In addition to the MAT, which is entrusted with the task of coordinating the broader process of State Reform, the MAPTSS, MJDH, and MINFIN are involved in the implementation of policies relevant to SDG 16.

During the last 10 years, Angola has promoted a process of **reform of the justice system**, with emphasis on the approval of the new Criminal Code and Criminal Procedure Code in 2019 to replace the code of 1892. In 2017, Angola held its fourth electoral process and the new government has taken a

134_ INE (2019) [Final Report of the Survey on Expenditure and Revenue](#). IDREA – 2018/2019. INE (2017) [Survey of Multiple Indicators and Health 2015-2016](#). Luanda: National Institute of Statistics.





Ministry of Economy and Planning of Angola

new political course, with a renewed commitment to democracy, the rule of law, and human rights, and has adopted as its flagship policy the fight against corruption, state reform, political and administrative decentralization, economic diversification and expansion of the private sector, and closer cooperation between the government and civil society.

For the **fight against corruption**, the laws on the repatriation of illicitly acquired assets – both pecuniary and immovable (Law 9/18 on voluntary repatriation and Law 15/18 on coercive repatriation) – followed by asset recovery actions leading to the ongoing criminal prosecutions, anti-corruption moral campaigns, as well as the development of strategic plans and actions have been passed. Several entities are engaged in the country's anti-corruption action. The Attorney General's Office (PGR), in conjunction with the Criminal Investigation Services (SIC), leads the criminal component, focused mainly on asset

recovery action through the National Asset Recovery Office (SENRA).

The General Inspection of State Administration (IGAE) acts in the fiscal, audit and monitoring components with a strong preventive approach. The Financial Information Unit (UIF) of the National Bank of Angola (BNA) has been a reference for the various other institutions in tracking values. The High Level Working Group, formed by the President of the Republic in 2019 (Presidential Decree 176/19), led by the Minister of State and head of the Civil House, with co-leadership from the Ministry of Justice and Human Rights, is the entity responsible for the overall anti-corruption strategy. The Group also involves the Ministers of Defense, Interior, Foreign Affairs and Finance, the President's Secretary for Diplomatic Affairs, the President's Secretary for Judicial Affairs, IAGE and UIF. The Group has overall leadership on the anti-corruption strategy, including the implementation of the United Nations



Convention against Corruption (UNCAC), the establishment of an independent anti-corruption body, and the development of a national anti-corruption risk prevention plan.

There is a growing recognition of the role of **civil society** demonstrated for example by regular presidential press conferences with journalists from all political spectrums; presidential forums with youth and NGO groups; the creation of the Social and Economic Council composed of 45 civil society members to advise the President on economic, social, and political matters; presidential tributes to civil and political activists once considered *persona non-grata*; and the increasing openness of political space and press freedom. In the 2020 [Mo Ibrahim Index of good governance](#), Angola ranked among the eight countries with the most improvements in governance in the 2010-2019 period, which has a strong correlation with the political commitments of the new government

elected in 2017, with a new President of the Republic after 38 years.

In 2019, Angola ratified the three major UN **human rights treaties** that were pending, becoming a signatory to eight of the nine major treaties, and also held its third Universal Periodic Review in November of the same year. Likewise, it launched the National Human Rights Strategy 2019-2025 that elevates the issue of human rights to a national security matter. The 2020 Human Rights Watch Report concluded that in the past year Angola's political and civil rights environment had become less restrictive, that the courts appeared to operate without political interference, and that the country improved 25 places in the global rankings from 170th to 145th.

In June 2020, the [SOS Criança](#) 15015 hotline was activated in partnership with the National Children's Institute (INAC), as an accessible mechanism for reporting cases of violence against children, also in response to recommendations related to

the Convention on the Rights of the Child (CRC) addressed to the Government of Angola. There was an immediate acceptance of this new hotline service. On the other hand, Standard Operational Child Protection Procedures were developed to highlight the roles and responsibilities of each of the sectors that intervene in the response to Child Protection. These were approved in the first half of 2020 by the Joint Executive Decree signed by five Ministries – Justice, Interior, Social Affairs, Health and Education. This is a milestone in the government’s efforts and commitment to promote the provision of child-friendly services and break the cycle of violence against children in the Angolan society.

In the same vein, considering that 66% of the Angolan population is under 25 years old and 50% of the Angolan population has access to mobile phones, in December 2020 the Ministry of Youth and Sports launched the [SMS Jovem](#) youth engagement platform. The platform offers a means for greater participation by young people and access to a forum where young people not only express their concerns, but also seek help and services, with the aim of improving access to quality services. The platform plans to reach 30,000 users in 2021.

The country has consistently ranked low on the **Human Development Index**, and

while there has been progress in education, gross national income per capita, and average life expectancy, the country continues to be affected by inequality, underdevelopment in key sectors, and issues of transparency and accountability in the management of public goods. Angola’s social indicators demonstrate significant development challenges. More recently, with the fall in oil prices, the country has experienced an economic recession, exacerbated by the pandemic of COVID-19, in a context where **social protection** is already significantly limited.

Given the country’s recent past, there is still limited capacity in terms of quantity and quality of human rights **institutions** and law enforcement services (the police, for example) to promote and protect human rights. This is particularly relevant to the legal right to demonstrate (the 1991 law remains ambiguous), human rights advocacy and mediation mechanisms, use of force, detention, gender and sexual orientation rights, persons with disabilities, and accountability.

Socio-economic rights remain a source of potential social instability, and have been behind many demonstrations over the past two years, most notably concerns about employment, housing, basic services, inequality, and the right to participate in local governance processes through the realization of local government.

17 PARTNERSHIPS FOR THE GOALS



3.17. SDG 17 PARTNERSHIPS FOR THE GOALS

SDG 16 aims to strengthen the means of implementation and revitalize international partnership for sustainable development. The Declaration of the 2030 Agenda for Sustainable Development recognizes the importance of partnerships at various levels to achieve sustainable development.

3.17.1. Angola's Context

Angola belongs to the group of countries that have inter-ministerial and sectoral development aid coordination processes in place to eliminate fragmented approaches and align donor approaches. The degree to which donors align new interventions with national priorities in Angola is high at 94%, mainly in relation to institutional or ministerial plans, but also shows that some room for further alignment¹³⁵ remains.

While Angola's national **economy** is experiencing restraint caused by the impacts of the global pandemic and related constraints, ODA received by the country has

reduced significantly. Total ODA originating from the Development Assistance Committee (DAC) countries was 0.300% of the GDP of DAC countries in 2019 (0.310% in 2018). LDCs as a group received a total of USD 28,893,114 million (current prices) in 2019, up from USD 25,658,095 million received in 2015. However, for Angola, the evolution of ODA revenues has been negative. In 2019, Angola collected USD 94,984 million (current prices), compared to the USD 318,677 million received in 2015. Funds directed to LDCs through South-South cooperation (ODA allocated by non-DAC countries) in 2019 totaled USD 3,383,623 million (current prices), with Angola receiving USD 0.733 million in the same year.

Also **Foreign Direct Investment** (FDI) shows a negative trend, particularly in the oil sector, giving new impetus to the government's efforts to diversify the economy. According to the National Bank of Angola, the balance of foreign direct investment was negative, -4,098.5 M USD in 2019 and -1,866.5 in 2020. Nevertheless, the non-oil sector balance was positive, USD 640.9 M in 2019 and USD 113.4 M in 2020. In 2019, the net FDI inflow as a percentage of GDP was -4.615%, much lower than the 8.631% in 2015.

Personal remittances play a limited role in Angola's revenues. In 2019, Angola received remittances corresponding to 0.004% of its GDP, following a similarly low trend for at least a decade, in which even the peak recorded in 2008 remained low, accounting for 0.093% of GDP.

Angola's integration into the global economy remains limited, as is the case for

¹³⁵ UNCTAD (2019) The Least Developed Countries Report 2019: the present and future of external development finance – old dependence, new challenges. Geneva: UNCTAD.

LDCs in general. In 2019, **Angola’s share of global merchandise trade** was 0.18%, while the share of LDCs as a group represented 1.01% and that of developing economies (excluding LDCs) represented 44.16%. For 2020, the corresponding figures indicate 0.12% for Angola, 0.98% for LDCs and 44.86% for developing economies (excluding LDCs).

In 2019, the **weighted average** applied **tariff** for Angola was 6.52%. As Angola’s merchandise exports continue to be heavily oil-based (93% in 2019), the product-based weighted average does not provide a complete picture of the overall applied tariffs. However, Angola continues to benefit from duty-free and quota-free treatment as an LDC, for example, when exporting to the

European Union under the [Everything but Arms](#) agreement.

The importance of strategic partnerships is also highlighted, namely through multilateral environmental agreements and their implementation to address global **environmental** problems such as climate change, pollution of the seas, illegal trafficking of wildlife species, illegal deforestation and illegal fishing, contamination by toxic and hazardous waste, among others.

3.17.2. Plans, Actions and Perspectives

The Government of Angola through the **NDP 2018-2022** implements a program achieve the indicators of this SDG, namely the following:

Government Policies	Leader	Impact on SDG 17 indicators																							
		17.1.1	17.1.2	17.2.1	17.3.1	17.3.2	17.4.1	17.5.1	17.6.1	17.7.1	17.8.1	17.9.1	17.10.1	17.11.1	17.12.1	17.13.1	17.14.1	17.15.1	17.16.1	17.17.1	17.18.1	17.18.2	17.18.3	17.19.1	17.19.2
Policy to Strengthen Angola’s Role in the International and Regional Context	MIREX	●	●	●	●	●	●	●			●														

Several **ministerial** departments intervene in the Policy of Strengthening Angola’s Role in the International and Regional Context, within the scope of its external activities. However, MIREX, MINCO, MINFIN and MEP play a particularly prominent role.

In terms of the country’s alignment to both globally relevant data collection and information modalities and specifically oriented towards monitoring the SDGs, Angola has in recent years developed a number of relevant legislation and provisions in the area of **statistics**. Presiden-

tial Decree 27/17 approved the Organic Statute of the National Institute of Statistics and Presidential Decree 28/17, the Regulation of Official Statistical Activity and Direct and Coercive Data Collection. In addition to significant work and productions over the years, INE Angola has a five-year cooperation project funded by the World Bank.

Population **census as** well as civil registries have also seen major improvements in recent years. Angola held the first population census since the country’s in-

dependence in 2014 (General Census of Population and Housing, RGPH 2014). Currently, the process of massification of the Civil Registry and attribution of the Identity Card is underway, with 2,179,313 registrations having already been made in the period from November 2019 to December 2020¹³⁶.

Angola continues its efforts to stabilize its tax and **tax** collection systems. According to MINFIN, total government revenue as a proportion of GDP decreased slightly, from 21.5% (2019) to 20.8% (2020). The domestic budget financed by national taxes accounted for 65% in 2017.

In terms of **net official development assistance**, here too the country recorded a significant decrease between 2015 (USD 318.677 million) and 2019 (94.984 million, current prices)¹³⁷. Along with the aforementioned significant decline in foreign direct investment, Angola is currently in a position of fragility in relation to external partnerships to support development.

Insertion in the global economy and competitiveness still lacks greater investment and support towards digitalization, Internet access, and the development, transfer, dissemination, and diffusion of environmentally safe **technologies**.

At the regional level, the opportunities opened up by the realization of the AfCFTA can translate into gains for participation in the regional economy as well as in global exports.

The coherence and efficiency of global development monitoring systems needs greater efforts to produce economic **data** (such as tools like the Macroeconomic Dashboard/Macroeconomic Dashboard), to improve mechanisms to verify policy coherence for sustainable development, to extend the use of results frameworks and planning tools developed by countries themselves in development cooperation, or to continue the substantial investments already made in statistical capacity for systematic and effective monitoring of the Sustainable Development Goals.

136 MJDH, administrative data, 2020.

137 [OECD Creditor Reporting System](#).

04

CONCLUSIONS

In an economic **context** with many challenges posed by the fall in the price of oil, the resource on which the country's economy is based, the dependence of a large part of the families on the informal economy with the precariousness associated with this, the prevalence of poverty and the impact of the COVID-19 pandemic, Angola is investing in reversing these negative aspects. At the social level, the country has been investing in sectors and policies that allow it to counter the trends of poverty and the negative indicators of human development, namely at the level of basic conditions of health, education, access to energy and water, and at the level of social and gender inequalities. In the environment area, Angola's policies are based on the guidelines of the SDGs, aiming to address climate change and disaster risks in a sustainable way.

The development of the VNR is an opportunity to reflect on the best ways to improve statistical information and data on development and thus develop strong and efficient systems on an ongoing basis.

As a result of the groups' research and analysis of the indicators, both the availability and quality of data and the progress towards the SDGs in Angola are still, on the whole, far from what is desired for the country.

The main **success factors** for the indicators, especially in the areas of Education, Health, Gender Equality, Social Protection, Justice and Human Rights, and Environment are related to the investments made in these areas, not only through budget allocations but also through assertive programs and policies.

As for the **factors of failure**, we highlight the mentioned incomplete progress in the production, compilation and analysis of data specifically oriented to the SDGs. Regarding the Goals that need more attention, we highlight those related to the Economy and Employment, to the sustainability of Industry and Innovation, to access to clean and sustainable Energy and Water, to better Cities and Communities, and to the consolidation and expansion of Partnerships that sustain the successes already achieved.

Figure 9. Current status of indicators per SDG

	Total number of indicators	Indicators for Angola	In %
SDG 1	13	12	92
SDG 2	14	9	64
SDG 3	28	22	79
SDG 4	12	11	92
SDG 5	14	9	64
SDG 6	11	9	82
SDG 7	6	6	100
SDG 8	16	16	100
SDG 9	12	10	83
SDG 10	14	8	57
SDG 11	14	8	57
SDG 12	13	9	69
SDG 13	8	7	89
SDG 14	10	10	100
SDG 15	14	13	93
SDG 16	24	16	67
SDG 17	25	15	60
Total	247¹³⁸	190	77

As for the **public policy environment**, the Angolan government, through its NDP 2018-2022 responded to the SDGs in an integrated way, identifying in its prioritization areas the relationships with Agenda 2030 and Agenda 2063. Given the interconnected and indivisible nature of the SDGs, these are evident in various and multiple areas of the NDP. The principle of “leaving no one behind” is also present to some extent in the NDP, particularly with regard to concerns about gender equality

and the creation of better living conditions for Angolans.

The main **good practices and lessons learned** refer to the development and implementation of comprehensive programs in the areas of economics ([PRODESI](#)), local development (PIIM) or social protection/money transfers ([Kwenda](#) and [Valor Criança](#)). Also the policy and institutions for gender equality have shown that the country is able to sustainably proceed in improving the basis for greater gender equality.

The main emerging challenge is the impact that **COVID-19** will undoubtedly bring to the national economy, especially with regard to the most vulnerable and dependent on the informal economy. On the other hand, the pandemic also has very significant impacts on health systems, infrastructure, and conditions in the country, requiring additional efforts to improve them. In the **economic** area, Angola faces major challenges in reducing dependence on oil, diversifying, and increasing employment, especially for youth and the population that depends on the informal economy. There is still a need to extend basic **services**, most notably access to health and quality education, water, energy and sanitation infrastructure, and the development of sustainable cities.

Angola continues to face the challenge of combating multidimensional **poverty** and hunger and ensuring the protection of the most vulnerable. Economic and social **in-equalities** are in turn reflected even more strongly in environmental imbalances, with climate change likely to significantly

138 Includes repeated.



weaken economic progress and exacerbate inequalities.

In the context of the environment, **climate change**, disaster risk reduction, environmental degradation and biodiversity, Angola is exposed to an increase in productive insecurity, especially for small rural producers, with consequences for increased food insecurity. Droughts and the effects of El Niño in the south of the country as well as environmental degradation in the cities are trends to be taken into account that have a very direct influence on the country's sustainable development possibilities. In all the areas identified, the scarcity of **data** that allows a follow-up of the evolution as well as of the areas where more investment is needed is one of the gaps that the country should be able to fill, preferably as soon as possible. This work is particularly important also for the preparation of the next VNR.

With regard to the **resources needed to implement the 2030 Agenda**, the preparation of the future NDP 2023-2027 is an opportunity to **align recovery plans with the 2018-2022 NDP programs and the SGB**. It also allows for the identification of what funding is needed and what

the contributions from the private sector and international cooperation can be. The **decentralization** process is also an opportunity for collecting, analyzing and publishing SDG data at the provincial and municipal levels and for strengthening capacities and processes for this purpose.

The **government restructuring** process is also important for defining institutions responsible for monitoring indicators and compiling information, as well as for establishing processes for publishing annual reports from the various ministries and/or departments. In terms of the Angolan **statistical system**, there remains a need to improve alignment with the 2030 Agenda and to study how to harmonize the systems for collecting, compiling and sharing data from the different sectors. Allied to this, the designation of entities and services responsible for the management of this information is an important step to eliminate duplication of efforts. To this end, it will be necessary to improve data management capabilities as well as technological bases. Ongoing training and the development of integrated systems shared by the sectors are fundamental foundations to be consolidated.

ABBREVIATIONS AND ACRONYMS¹³⁹

ACOM	Trade Support Program	DNAAC	National Directorate of Environment and Climate Change
AEBI	Areas of Ecological or Biological Importance	DNSP	National Directorate of Public Health
AfCFTA	African Continental Free Trade Area	ELP	Long-term Development Strategy
AfDB	African Development Bank	ENAC	National Strategy for Climate Change
AFOLU	Agriculture, Forestry and Other Land Use	ENCTI	National Strategy for Science Technology and Innovation
ANR	National Waste Agency	ENDE	National Electricity Company
APROSOC	Support to Social Protection in Angola	ENSAN	National Strategy for Food Security
BCC	Benguela Current Commission	EPA	Economic Partnership Agreement
BNA	National Bank of Angola	EU	European Union
CA	Conservation Area	FAO	Food and Agriculture Organization of the United Nations
CAADP	Comprehensive Africa Agriculture Development Programme	FDI	Foreign Direct Investment
CECAF	Fishery Committee for the Eastern Central Atlantic	FRESAN	Strengthening Resilience and Food and Nutrition Security in Angola
CICOS	International Commission Congo-Ubangui-Sangha	GDP	Gross Domestic Product
CICTSH	Interministerial Committee against the Traffic of Human Beings	GEF	Global Environment Facility
CITES	Convention on International Trade in Endangered Species of Wild Fauna and Flora	GEPE	Office of Studies, Planning and Statistics
COMHAFAT	Conférence Ministérielle sur la Coopération Halieutique entre les États Africains Riverains de l'Océan Atlantique	GHG	Greenhouse Gas(es)
COVID-19	Corona Virus Disease	GNI	Gross National Income
CPDE	Epidemiological Data Processing Center	GSB	General State Budget
DAC	Development Assistance Committee	HDI	Human Development Index
		HDR	Human Development Report
		HEI	Higher Education Institutions
		HIV-AIDS	Human Immunodeficiency Virus-Acquired Immunodeficiency Syndrome

139 Original acronyms and abbreviations in Portuguese used.

HLPF	High-level Political Forum	MEP	Ministry of Economy and Planning
IBEP	Integrated Population Well-Being Survey	MESCTI	Ministry of Higher Education, Science, Technology and Innovation
ICT	Information and Communication Technology	MINAGRIP	Ministry of Agriculture and Fisheries
IDHD	Inequality Adjusted Human Development Index	MINDCOM	Ministry of Industry and Commerce
IDREA	Survey of Expenditure and Income and Employment in Angola	MINDENVP	Ministry of National Defense and Homeland Veterans
IGAE	General Inspection of State Administration	MINEA	Ministry of Energy and Water
ILO	International Labour Organization	MINFIN	Ministry of Finance
IMF	International Monetary Fund	MININT	Ministry of Interior
INAC	National Children’s Institute	MINJUD	Ministry of Youth and Sports
INALUD	National Institute for Anti-Drug Fight	MINOPOT	Ministry of Public Works and Spatial Planning
INE	National Institute of Statistics	MINSA	Ministry of Health
INEFOP	National Institute of Employment and Professional Training	MINTRANS	Ministry of Transportation
INIDE	National Institute for Educational Research and Development	MINTTICS	Ministry of Telecommunications, Information Technology and Media
INIPM	National Institute for Fisheries and Marine Research	MIREMPET	Ministry of Mineral Resources, Oil and Gas
INSS	National Institute of Social Security	MIREX	Ministry of Foreign Affairs
<u>KWENDA</u>	Program for Strengthening Social Protection – Social Cash Transfers	MJDH	Ministry of Justice and Human Rights
LDC	Least Developed Country(ies)	<u>MoGeCa</u>	Community Water Management Model
MAPS	Mainstreaming, Acceleration and Policy Support	NBSAP	National Biodiversity Strategy and Action Plan
MAPTSS	Ministry of Public Administration, Labor and Social Security	NDC	<u>Nationally Determined Contribution</u>
MASFAMU	Ministry of Social Action Family and Promotion of Women	NDP	National Development Plan
MAT	Ministry of Territorial Administration and State Reform	NGO	Non-Governmental Organization(s)
MCA	Marine Conservation Area	NHRI	National Human Rights Institutions
MCTA	Ministry of Culture, Tourism and Environment	ODA	Official Development Assistance
MED	Ministry of Education	OECD	Organization for Economic Cooperation and Development
		OKACOM	Permanent Okavango River Basin Water Commission

PANA	Angola's National Adaptation Program of Action	SEAFO	South East Atlantic Fisheries Organisation
PAPE	Electoral Process Monitoring Program	SENRA	National Asset Recovery Office
PBS	Public Business Sector	SIC	Criminal Investigation Services
PCI	Productive Capabilities Index	SME	Small and Medium Businesses
PDMPSA	Angola's Medium-Term Development Plan for the Agricultural Sector	SNFA	National Environmental Inspection Service
PGR	Attorney General's Office	SPCB	Civil Protection and Fire Services
PIAAPF	Integrated Plan for the Acceleration of Family Agriculture and Fishing	STI	Science, Technology and Innovation
PIDLCP	Integrated Program for Local Development and Combating Poverty	TVET	Technical and Professional Education and Training
PIIM	Integrated Plan of Intervention in the Municipalities	UIF	Financial Information Unit
PNAD	National Decentralization Program	UN	United Nations
PNCTI	Angola's National Policy for Technological Science and Innovation	UNAIDS	Joint United Nations Programme on HIV-AIDS
PNDS	National Health Development Plan	UNCAC	United Nations Convention against Corruption
PNFQ	National Staff Training Plan	UNCBD	United Nations Convention on Biological Diversity
PNUH	National Urbanism and Housing Program	UNCLS	United Nations Convention on the Law of the Sea
POP	Persistent Organic Pollutants	UNCTAD	United Nations Conference on Trade and Development
POPA	Management Plan for Fisheries and Aquaculture	UNDA	United Nations Development Account
PPP	Purchasing Power Parity	UNDP	United Nations Development Programme
PREGOL	Local Governance Reform Program	UNDRR	United Nations Office for Disaster Risk Reduction
PRODESI	Program to Support Production, Export Diversification and Import Substitution.	UNECA	United Nations Economic Commission for Africa
R&D	Research and Development	UNEP	United Nations Environment Programme
RGPH	General Census of Population and Housing	UNESCO	United Nations Educational, Scientific and Cultural Organization
SADC	Southern Africa Development Community	UNFCCC	United Nations Framework Convention on Climate Change
SDG	Sustainable Development Goal(s)	UNFPA	United Nations Population Fund

UN-Habitat	United Nations Human Settlements Programme
UNHCR	United Nations High Commissioner for Refugees
UNIDO	United Nations Industrial Development Organization
UNWOMEN	United Nations Entity for Gender Equality and the Empowerment of Women
USAID	United States Agency for International Development
WB	World Bank
WHO	World Health Organization
WIPO	World Intellectual Property Organization
WWTP	Wastewater Treatment Plant
ZAMCOM	Zambeze Watercourse Commission
ZEE	Exclusive Economic Zone



REFERENCES

- African Union Commission** (2015) [Agenda 2063: the Africa We Want](#). People's version.
- Alvaredo, F., L. Assouad** and T. **Piketty** (2019) [Measuring inequality in the Middle East 1990-2016: the world's most unequal region?](#) *Review of Income and Wealth*, 65(4): 685-711.
- AU/UNECA/AfDB** and **UNDP** (2018) [Africa Sustainable Development Report: towards a transformed and resilient continent](#). Addis Ababa: UNECA.
- Banco Nacional de Angola** (2021) [External statistics](#). Luanda: National Bank of Angola.
- CAHF** – Centre for Affordable Housing Finance in Africa (2019) [Housing and Finance in Africa Yearbook](#).
- Cain, A.** and **Baptista, A.C.** (2020) [Community Management and the Demand for 'Water for All' in Angola's Musseques](#). *Water*, 12, 1592.
- CIMA** and **UNISDR** (2018) [Disaster Risk Profile of Angola](#). Savona, Italy: CIMA.
- De Sousa, A., Pacheco, J.** and **Coimbra, C.** (2020) [Energy 2020: Angola](#). Global Insights, Eight edition.
- DNAAC/MCTA** (2020) Second National GHG Inventory (2020). Draft December 2020.
- DNSP – National Directorate of Public Health** (2020) Report of the National Tuberculosis Control Program. Luanda: DNSP/MINSA.
- DNSP – National Directorate of Public Health** (2020) Sexual Reproductive Health Program, 2020. Luanda: DNSP/MINSA.
- DNSP – National Directorate of Public Health** (2019) Sexual Reproductive Health Program, 2020. Luanda: DNSP/MINSA.
- DNSP** – National Directorate of Public Health (2018) Sexual Reproductive Health Program, 2020. Luanda: DNSP/MINSA.
- Dombaxe, Marcelina** (2011) [Os Problemas Energéticos em Angola: energias renováveis, a opção inadiável](#). Master's Dissertation, University Nova of Lisboa.
- European Commission** (2016) [Putting energy efficiency first: consuming better, getting cleaner](#).
- FAO** (2020) [Évaluation des Ressources Forestières Mondiales 2020: rapport Angola](#). Rome: FAO.
- FAO** (2020) [Report on the State of the World Fisheries and Aquaculture](#). Rome: FAO.
- FAO** (2020) [Sustainable Development Goals – indicators](#).
- FAO** (2019) [The State of Food and Agriculture 2019. Moving forward on food loss and waste reduction](#). Rome: FAO.
- Government of Angola** (2020) Balance Report on the Execution of the National Development Plan 2018-2022, for the year 2019. February 2020.
- Government of Angola** (2000) [Angola 2025: long-term vision for the electricity sector](#). Luanda: Ministry of Energy and Water.
- Government of Angola** (2018) [National Development Plan \(NDP\) 2018-2022](#). Luanda: Ministry of Economy and Planning.
- Government of Angola** (2017) National Plan for the Development of Education *Educar Angola 2030*. Luanda: Ministry of Education.
- Government of Angola** (2017) National Water Plan. [Presidential Decree 126/17](#).
- Government of Angola** (2015) [Intended Nationally Determined Contribution](#) (iNDC) report.

- Government of Angola** (2015) [Report on the Millennium Development Goals](#). Luanda: Ministry of Planning and Territorial Development.
- Government of Angola** (2013) National Strategic Plan for Water, 2013-2017 (PNEA). Presidential Decree 9/13.
- Government of Angola** (2007) [Estratégia de Longo Prazo para Angola no Horizonte 2025](#): Angola 2025 – Angola um país com futuro: sustentabilidade, equidade, modernidade. Ministry of Planning of Angola. February 2007.
- Government of Angola** (sd) [National Policy for Forests, Wildlife and Conservation Areas](#). Discussion Document. Luanda: Ministry of Agriculture and Rural Development and Ministry of Urbanism and Environment (Second Version).
- Government of Angola** and **UNDP** (2015) [Rapid Assessment and Gap Analysis: Angola](#).
- Government of Angola** and **UNDP** (2015) [Sustainable Energy for All: Rapid Assessment Gap Analysis](#), Angola.
- Government of Angola, UNDP** and **GEF** (2019) Approximate economic assessment of climate change impacts and cost-benefit analysis of identified adaptation measures. August 2019. Luanda: Geogestão.
- Government of Angola, UNDP** and **GEF** (2019) Assessment of biophysical impacts of climate change on major sectors of Angola's coastal zone. March 2019. Luanda: Geogestão.
- Government of Angola, UNDP** and **GEF** (2019) [Study integrating climate change adaptation into sectoral policies and plans for the coastal zone of Angola](#). Luanda: Geogestão.
- Huntley, B., Russo, V. Lages, F.** and De Almeida, N. (2019) [Biodiversity of Angola – Science and Conservation: a modern synthesis](#). Porto: Art and Science.
- IDF** (2108) National Forest Inventory 2018. Results of the first sampling grid.
- INE** (2020) Employment Survey, IV quarter 2020.
- INE** (2020) [Pobreza Multidimensional em Angola](#). Luanda: National Institute of Statistics.
- INE** (2020) [Population Projection 2015-2050](#). Luanda: National Institute of Statistics.
- INE** (2020) Quick Information Sheet, Angola Employment Survey (II Quarter 2020). Luanda: INE.
- INE** (2020) Seasonally Adjusted Quarterly National Accounts. Fourth quarter 2020. Luanda: INE.
- INE** (2019) Anuário de Estatística das Empresas 2015-2018. Luanda: INE.
- INE** (2019) [Final Report of the Survey on Expenditure and Revenue](#). IDREA – 2018/2019.
- INE** (2019) [Inequality and Poverty Quick Fact Sheet](#). IDREA – 2018/2019. Luanda: National Institute of Statistics.
- INE** (2019) [Multidimensional poverty in the municipalities of Angola](#). Luanda: National Institute of Statistics.
- INE** (2019) [Multidimensional Poverty in the Municipalities of Angola](#). Luanda: National Institute of Statistics.
- INE** (2019) National Accounts. Luanda: INE.
- INE** (2019) Profile of the Child. Luanda: INE.
- INE** (2019) Quick Information Sheet on the Industrial Production Index. Luanda: INE.
- INE** (2019) Report of the Sustainable Development Goals Training/Dissemination Plan for the Provincial Services of the National Institute of Statistics. Luanda: INE, July 15, 2019.
- INE** (2019) Unemployment Rate in the Country (IEA – II Quarter 2019). Luanda: National Institute of Statistics.
- INE** (2018) [Sustainable Development Goals- Baseline Indicators Report – Agenda 2030](#). Luanda: National Institute of Statistics.
- INE** (2017) [Survey of Multiple Indicators and Health 2015-2016](#). Luanda: National Institute of Statistics.
- INE** (2015) Contas Nacionais. Luanda: INE.

- INE** (2014) [Recenseamento Geral da População e da Habitação de Angola](#). Luanda: National Institute of Statistics.
- INE** (2011) [Inquérito Integrado sobre o Bem-estar da População \(IBEP\) 2008 – 2009](#). Luanda: National Institute of Statistics.
- INIDE** – National Institute for Educational Research and Development (2020) [Primary Education Programs](#). Luanda: INIDE.
- INIDE** – National Institute for Educational Research and Development (2020) [Programas do I Ciclo do Ensino Secundário](#). Luanda: INIDE.
- INIPM** – Instituto Nacional de Investigação Pesqueira e Marinha (2021) Relatório do Estado Biológico dos Recursos Pesqueiros e Recomendações à Gestão para o ano 2021. Luanda: INIPM/MINAGRIP.
- INRH** – Instituto Nacional de Recursos Hídricos (2021) [Sistema Nacional de Informação de Recursos Hídricos de Angola](#). Luanda: INRH.
- IRENA** – International [Renewable](#) Energy Agency (2021) [Renewable Energy Statistics](#).
- Lucas, M.** (2019) [Environmental Sustainability Indicator System at the Municipal Level in Angola](#). University of Aveiro.
- MADANG-EP** – Empresa Pública Florestal Madeiras de Angola (2019) [Management Report and Accounts, 2019](#). Luanda: MADANG-EP.
- Marine Regions** (2021) [Angola Marine Regions](#).
- MASFAMU** (2020) Anuário Estatístico da Acção Social, Família e Promoção da Mulher. Luanda: Ministry of Social Action, Family and Promotion of Women.
- MASFAMU** (2017) [Angola's First Gender Analytical Report](#). Luanda: Ministry of Family and Promotion of Women.
- MASFAMU** (2017) Gender Analytical Report 2017. Luanda: Ministry of Family and Promotion of Women.
- MASFAMU** (2014) Statistical Report. Luanda: Ministry of Family and Promotion of Women.
- MCTA** (2020) Segundo Inventario de GEE 2020. Luanda: National Directorate for Climate Action, Ministry of Culture, Tourism and Environment.
- MCTA** (2015) First GHG Inventory or Initial National Communication. Luanda: National Directorate for Climate Action, Ministry of Culture, Tourism and Environment.
- MED** (2021) Angola 2050 – Education sector: preliminary sector strategy. Luanda: Ministry of Education.
- MED** (2020) Education Sector Emergency Plan for Response to the COVID-19 Pandemic. Luanda: MINED, UNICEF, WB. April 2020.
- MED** (2020) Plano Nacional de Formação de Quadros. Luanda: MED.
- MED** (2017) Plano Nacional de Formação de Quadros. Luanda: Ministry of Education.
- MED** (2016) Anuário Estatístico. Luanda: Ministry of Education.
- MEP** (2020) [Alignment of the SDGs with the NDP 2018-2022](#). Ministry of Economy and Planning, June 2020.
- MINAGRIP** (2020) Report of the 2019-2020 Agricultural Campaign. Luanda: Ministry of Agriculture and Fisheries.
- MINAGRIP** (2019) Consumer Price Index (CPI) Report.
- MINAGRIP** (2018) Report of the 2017-2018 Agricultural Campaign. Luanda: Ministry of Agriculture and Fisheries.
- MINAMB** (2019) [6th National Report on Biodiversity in Angola](#). Luanda: Ministry of Environment.
- MINAMB** (2019) Draft National Biodiversity Strategy and Action Plan 2019-2025. Luanda: Ministry of Environment.
- MINAMB** (2018) [Definition of National Land Neutral Degradation \(LDN\) Targets](#). Luanda: Ministry of Environment.
- MINAMB** (2018) [Definition of National Land Neutral Degradation \(LDN\) Targets](#). Luanda: Ministry of Environment.

- MINAMB** (2018) National Land Neutral Degradation (LDN) Target Setting Report. Luanda: MINAMB.
- MINAMB** (2018) National Strategy and Action Plan for Biodiversity, NBSAP 2019-2025. Luanda: Ministry of Environment.
- MINAMB** (2018) [National Strategy for Climate Change](#). Luanda: Ministry of Environment.
- MINAMB** (2018) Strategic Plan for the System of Conservation Areas of Angola (PESAC). Luanda: Ministry of Environment.
- MINAMB** (2014) [5th National Report on Biodiversity in Angola 2007-2012](#). Luanda: Ministry of Environment.
- MINAMB** (2012) Fifth National Biodiversity Report. Luanda: MINAMB.
- MINDCOM** (2021) [Angola Industrial Development Plan 2025](#). Luanda: Ministry of Industry and Commerce.
- MINEA** (2000) [Angola 2025: long-term vision for the electricity sector](#). Luanda: Ministry of Energy and Water.
- MINFIN** (2016) Administrative data. Luanda: MININT.
- MININT** (2019) Drought Recovery Framework (DRF) 2018-2022.
- MININT** (2015) Administrative data. Luanda: MININT.
- MINSAs** (2007) Relatório do Inquérito Alimentar em Angola. Luanda: Ministry of Health.
- MINSAs** (2020) National Tuberculosis Control Program. Luanda: Ministry of Health.
- MINSAs** (2019) Mental Health Program, annual report 2019. Luanda: DNSP/MINSAs.
- MINSAs** (2019) Statistical Health Yearbook 2019. Based on the Reports National Directorate of Public Health. Luanda: Ministry of Health.
- MINSAs** (2018) Statistical Health Yearbook 2018. Based on the Reports National Directorate of Public Health. Luanda: Ministry of Health.
- MINSAs** (2017) Statistical Health Yearbook 2017. Based on the National Directorate of Public Health Reports. Luanda: Ministry of Health.
- MINSAs** (2015) Statistical Health Yearbook 2015. Based on the Reports of the National Directorate of Public Health. Luanda: Ministry of Health.
- National Commission for Civil Protection** (2017) [Drought in Angola 2012-2016](#). Luanda: CNPC.
- ND-GAIN** – Notre Dame Global Adaptation Initiative (2020) [ND-GAIN Country Index](#).
- Ndikumana, L. and Boyce, J.K.** (2018) [Capital flight from Africa: Updated methodology and new estimates](#). Research Report. Political Economy Research Institute.
- OECD** (2020) [OECD Creditor Reporting System](#).
- OECD-AU** (2021) [Africa's Development Dynamics 2021: Digital Transformation for Quality Jobs](#).
- Paula, R., Chaves, D. and Almeida, V.** (2016) [Luanda's Urban Problem: the issue of garbage in the Angolan capital](#). São Luís: XVIII National Meeting of Geographers.
- PIIM** – Integrated Plan for Intervention in Municipalities (2020) Annual Infrastructure Technical Report, December 2020.
- Santos, M.** (2015) [Environmental Education and Biodiversity Conservation in the Angolan Forest](#): a case study – Cuíma and Catata Communes (Caála Municipality, Huambo Province). Huambo: José Eduardo dos Santos University.
- SIGE – Sistema de Informação para Gestão da Educação** (2021) Information System for Education Management. Luanda: MED.
- Sustainable Development Goals (SDGs) Platform in Angola** (2020) Concept Note, September 2020.
- UNCTAD** (2019) The Least Developed Countries Report 2019: the present and future of external development finance – old dependence, new challenges. Geneva: UNCTAD.

- UNCTAD** (2019) [The Least Developed Countries Report 2019: the present and future of external development finance – old dependence, new challenges](#). Geneva: UNCTAD.
- UNCTAD** (2016) Angola: Trade Policy Framework.
- UNDESA** (2020) [Handbook for the preparation of Voluntary National Reviews – the 2021 Edition](#). High Political Forum on Sustainable Development, United Nations Department of Economic and Social Affairs (DESA).
- UNDP** (2020) [Human Development Report 2020](#).
- UNDP** (2019) [Human Development Report 2019](#).
- UNDP** (2019) [Summary of Human Development Indicators for Angola 2019](#).
- UNDRR** (2021) [Desinventar](#).
- UNECA** (2017) [Integrating Agenda 2063 and the 2030 Agenda for Sustainable Development into national development plans: Emerging issues for African least developed countries](#). Addis Ababa: Economic Commission for Africa.
- UNEP – UN Environment** (2021) [International Resource Panel](#).
- UNFCCC** – United Nations Framework Convention on Climate Change (2021) Second National Communication to the United Nations Framework Convention on Climate Change 2021.
- UNFCCC** – United Nations Framework Convention on Climate Change (2014) First National Communication to the United Nations Framework Convention on Climate Change 2014.
- UNFCCC** – United Nations Framework Convention on Climate Change (2011) Angola's National Adaptation Programme of Action (NAPA). United Nations Framework Convention on Climate Change.
- UN-Habitat** (2019) [HABITAT-MINOTH Country Programme Document for the Sustainable Urban Development of Angola](#). Luanda: UN-Habitat.
- UN-Habitat** (2016) [New Urban Agenda](#).
- UNICEF** (2020) [Analysis of the 2019 State General Budget. Investments in children and families – the 2019 GSB proposal](#). Luanda: UNICEF.
- UNICEF** (2020) [Rapid Analysis of the 2020 State Budget Proposal](#). Luanda: UNICEF.
- UNICEF** (2020) [Time to Teach](#).
- UNICEF** (2018) [Education in the General State Budget 2018](#). Luanda: UNICEF.
- UNICEF** (2017) [Education in the State Budget 2017](#). Luanda: UNICEF.
- UNICEF/CLEAR** (2019) Embedding Evaluation in Voluntary National Reviews in Africa: a guide ([Guia de Integração da Avaliação nas Revisões Nacionais Voluntárias em África](#)). New York: UNICEF, November 2019.
- United Nations** (2018) [National Workshop on the Integration and Acceleration of the SDGs in Angola](#). Luanda, March 13, 2018.
- United Nations and World Bank** (2020) [Analysis on the socio-economic impact of the COVID-19 pandemic in Angola: a synthesis analysis](#). Luanda: United Nations.
- WHO and UNICEF** (2010) Joint Monitoring Programme for Water Supply and Sanitation. Luanda: WHO and UNICEF.
- World Bank** (2021) [Poverty & Equity Brief: Angola](#). Eastern & Southern Africa, April 2021. Washington DC: World Bank.
- World Bank** (2021) [Regional Off-Grid Electricity Access Project \(ROGEAP\)](#).
- World Bank** (2021) [Trends socioeconomic Solid Waste Management](#).
- World Bank** (2020) [Poverty and Shared Prosperity 2020: Reversals of fortune](#). Washington: World Bank.
- World Bank** (2019) [Environment and Renewable Natural Resources in Angola](#): opportunities to diversify the national economy, generate income for local communities, enhance environmental management capacity and build resilience to climate change. Washington, DC: World Bank.

World Bank (2018) [Development Research Group](#).
Washington: World Bank.

World Bank (2018) [World Development Indicators](#).
Washington: World Bank.

World Bank and **UNDP** (2020) [Socioeconomic Impact of COVID-19 Pandemic in Angola: brief analysis](#). Luanda: World Bank and UNDP.



ANNEXES

ANNEX 1 THE NDP 2018-2022 AND THE SDGS 133

ANNEX 2 TABLE OF SDG INDICATORS..... 138

SDG1 – No Poverty	139
SDG2 – Zero Hunger.....	143
SDG3 – Good Health and Well-Being	146
SDG4 – Quality Education	152
SDG5 – Gender Equality	156
SDG6 – Clean Water and Sanitation	160
SDG7 – Affordable and Clean Energy	162
SDG8 – Decent Work and Economic Growth.....	164
SDG9 – Industry, Innovation and Infrastructure	167
SDG10 – Reduced Inequalities ..	169

SDG11 – Sustainable Cities and Communities.....	173
---	-----

SDG12 – Responsible Consumption and Production	176
---	-----

SDG13 – Climate Action	180
------------------------------	-----

SDG14 – Life below Water	184
--------------------------------	-----

SDG15 – Life on Land	187
----------------------------	-----

SDG16 – Peace, Justice and Strong Institutions	192
--	-----

SDG17 – Partnerships for the Goals.....	197
---	-----

ANNEX 3 TARGETS OF THE SDGS 201

SDG 1.....	202
------------	-----

SDG 2	203
-------------	-----

SDG 3	204
-------------	-----

SDG 4	205
-------------	-----

SDG 5	206
-------------	-----

SDG 6	207
-------------	-----

SDG 7	208
-------------	-----

SDG 8	209
-------------	-----

SDG 9	210
-------------	-----

SDG 10	211
--------------	-----

SDG 11.....	212
-------------	-----

SDG 12	213
--------------	-----

SDG 13	214
--------------	-----

SDG 14	215
--------------	-----

SDG 15	217
--------------	-----

SDG 16	218
--------------	-----

SDG 17	219
--------------	-----

ANNEX 1

THE NDP 2018-2022 AND THE SDGS

NDP 2018-2022		SDG
Social Protection	6.2.9.1.1 Ensure a robust and enduring mandatory social protection system, with increased personal and material coverage, especially of the elderly, and promote the quality of provision of public social protection services; 6.2.9.1.2 Improve the network of care and support to victims of violence and promote dissemination and awareness about domestic violence and human trafficking; 6.2.9.1.3 Improve the living conditions of Former Combatants and Homeland Veterans and their respective families by improving access to housing, physical and psychological treatment, education and training and the creation of means of economic support or income generation.	SDG 1
		SDG 2
		SDG 5
		SDG 8
Housing	6.2.10.1.1 Promote the subdivision and infrastructure of land reserves – primarily with a view to making land plots available for directed self-construction – and the mobilization of the various actors for their participation in the social housing program; 6.2.10.1.2 Provide infrastructure to all centralities/urbanizations with houses already completed and uninhabited, due to the lack of such conditions; 6.2.10.1.3 Through public and private partnerships, develop new centralities/urbanizations in order to increase the supply of housing, particularly for those with lower purchasing power.	SDG 11
Economy	6.2.12.4.1.1 Strengthen revenue collection capacity in order to improve the predictability of the state treasury; 6.2.12.4.1.2 Improve public expenditure management to ensure efficient allocation of public resources; 6.2.12.4.1.3 Restructure and resize the PBS, concentrating state intervention in strategic sectors and reducing the burden on taxpayers. 6.2.13.1.1 Improving the business environment, through the creation of conditions which contribute to a more efficient functioning of the State and the Judicial System by simplifying and integrating the legal framework relating to the creation, development and closing of companies so as to create a good business climate, favorable to doing business and attracting new investment; 6.2.13.1.2 Promote competition through regulation and market supervision that discourage practices that restrict competition and encourage diversification and economic development; 6.2.13.1.3 Accelerating total factor productivity by encouraging companies and public institutions to adhere to and implement action plans for increasing total factor productivity, triggering a wave of productivity “shocks” and increasing competitiveness, leading to the creation of high quality goods and services and internal and external demand; 6.2.13.1.4 Create technological and innovation infrastructures, which are embedded in universities, for the promotion of innovation, technology/knowledge transfer and technology-based entrepreneurship; 6.2.13.1.5 Promote the integration of the results achieved in scientific research and technological innovation in the productive sector; 6.2.13.1.6. Encourage and support technical training and capacity building of other professionals supporting scientific and technological research, in order to create the necessary conditions for proper management of technology transfer and innovation; 6.2.13.1.7 Promote the development of the Angolan Quality System, in its various pillars, aiming at the optimization of national production. 6.2.14.3.1 Encourage the production of endogenous natural resources – agriculture, livestock, forestry, fishing, aquaculture and salt, geological-mining activities, petroleum and natural gas – and promote the development of sectors, through which, starting from natural resources, the production chain is extended downstream, seeking to add value by transforming natural resources. 6.2.14.3.2 Encourage exports, through better knowledge of markets and access conditions and the dissemination of this information to the Angolan business community, as well as promoting the image of Angola and its products abroad; 6.2.14.3.3 Promote the creation of 500,000 jobs in the various sectors of economic activity. 6.2.16.1 Improve the institutional basis of employment and human resources policies, promoting a better adjustment between job supply and demand; 6.2.16.2. Create mechanisms to bring the professional training system closer to the labor market, not only by adjusting curricula to needs, but also by inserting trainees in companies;	SDG 8



Economy	<p>6.2.16.3 To promote youth employment and their transition from education to working life;</p> <p>6.2.16.4 Support the creation of micro and small companies through the promotion of micro-credit and subsidized credit in banking institutions;</p> <p>6.2.16.5 To promote the formalization of economic activity, aiming at a better structuring of the labor market and the creation of fairer competitive conditions;</p> <p>6.2.16.6 Promote the modernization of work organization, protect workers' rights and promote safe working environments for all workers.</p> <p>6.2.20.1.1 Develop a robust telecommunications infrastructure capable of serving the entire national territory and population, at affordable prices;</p> <p>6.2.20.1.2 Ensure universal access to ICTs;</p> <p>6.2.20.1.3 Effectively integrate the dispersed investments being made;</p> <p>6.2.20.1.4 Ensure the international connections necessary for Angola's insertion in the global world;</p> <p>6.2.20.1.5 Promote efficient radio spectrum management.</p> <p>6.2.24.1.1 Increase the efficiency of sectorial policies, namely through complementary actions and investments which articulate and allow for the results of sectorial investments to be enhanced;</p> <p>6.2.24.1.2 Promote the harmonious development of the territory, privileging the development of the less populated provinces, through actions that promote living conditions, employment opportunities and the attraction of new investments;</p> <p>6.2.24.1.3 Create new economically dynamic and competitive territories, by the integrated mobilization of resources and opportunities created by potential and strategic investments.</p> <p>6.2.24.2 The Territorial Development Policy thus has a strategic role in promoting territorial cohesion and the development of local communities, on the one hand, and in the competitiveness of the Angolan economy and the efficiency of public policies, on the other. And it will also be relevant for managing mobility and factors for settling the population.</p>	<div style="background-color: #f47b20; color: white; padding: 10px; text-align: center;">SDG 9</div>	
Environment	<p>6.2.15.1.1 Develop strategies and implement actions in the scope of Climate Change Adaptation and Mitigation, with emphasis on measures to combat drought and desertification;</p> <p>6.2.15.1.2 Implement nature and biodiversity conservation actions and strengthen sectoral policies related to the protection of wild flora and fauna;</p> <p>6.2.15.1.3 Strengthen waste collection and sorting actions, promote environmental awareness and education, and environmental monitoring;</p> <p>6.2.15.1.4 Prevent natural hazards and protect populations in vulnerable areas;</p> <p>6.2.15.1.5 Plan the marine space and ensure the sustainable management of marine resources.</p>		SDG 6
			SDG 11
			SDG 12
			SDG 13
			SDG 14
		SDG 15	
Health	<p>6.2.8.1.1 Expand and improve access to health care, through the creation, rehabilitation and modernization of health units and the strengthening of human resources, focusing on Primary Health Care;</p> <p>6.2.8.1.2 Promote integrated and articulated organization among health units of the three levels of care, ensuring the availability of diagnostic means, efficient management of medicines, vaccines and essential medical devices;</p> <p>6.2.8.1.3 Improve and strengthen maternal and child health care and nutrition;</p> <p>6.2.8.1.4 Reduce morbidity and mortality from communicable and non-communicable diseases through promotion, prevention, comprehensive treatment and rehabilitation measures, as well as through improved intersectoral interventions regarding the social determinants of health;</p> <p>6.2.8.1.5 Strengthen the Sanitary Information and Management System, through the modernization of the Sanitary Information System.</p>	<div style="background-color: #27ae60; color: white; padding: 10px; text-align: center;">SDG 3</div>	



Education	<p>6.2.2.1.1 Adjust the network of initial teacher training offers to current and future needs for properly qualified teachers in pre-school education, primary education and in each subject of lower and upper secondary education (general, technical-professional and pedagogical);</p> <p>6.2.2.1.2 Improve and expand the pre-school network of day-care centers and kindergartens and ensure compulsory schooling for children at the age of 5 in the initiation class; Increase the rate of enrolment in Primary and Secondary Education, improve the quality of education provided in the school network, combat school failure and ensure the inclusion of and pedagogical support for students with special needs;</p> <p>6.2.2.1.3 Promote the improvement of Technical and Professional Education and Training, ensuring a greater participation of students in curricular internships in companies, with an increase in technical-professional degrees according to the needs of the labor market;</p> <p>6.2.2.1.4 Intensify youth and adult literacy and education;</p> <p>6.2.2.1.5 Improve students' physical conditions and health and make the school an inclusive and wellness space;</p> <p>6.2.2.1 Improve the network of Higher Education Institutions (HEI), increase the number of courses and graduates, increase the offer of post-graduate degrees and improve the quality of the teaching provided by strengthening the qualification of masters and doctors;</p> <p>6.2.2.2 Develop the Higher Education evaluation and certification system;</p> <p>6.2.2.2.3 Promoting R&D in the country's universities and research centers, with career researchers, equipped laboratories and connection to international research and dissemination networks, sharing and access to national and international data.</p> <p>6.2.7.1.1 Adjust the National Staff Training Plan to the new economic situation, regulate the training offer in areas considered strategic and improve knowledge about the staff available in Angola;</p> <p>6.2.7.1.2 Promote the articulation of Technical and Professional Education and Training (TVET), aiming at meeting the needs of professional and technical cadres and improving the insertion of young people in the labor market;</p> <p>6.2.7.1.3 Coordinate the process of creating and implementing the National Qualifications System, seeking to articulate the policies on education and professional training;</p> <p>6.2.7.1.4. respond adequately to the country's need for skilled labor by expanding professional training to all municipalities;</p> <p>6.2.7.1.5 Helping young people to make vocational and professional decisions and increasing the number of people trained by the National Employment and Professional Training System</p>	SDG 4	
(Culture)	<p>6.2.11.1.1 Enhancing the value and dynamism of the national historic and cultural heritage, with a strong focus on the recovery and improvement of the museological network, libraries and archives and the preservation and conditioning of their collections;</p> <p>6.2.11.1.2 Promote the promotion of Art and Cultural and Creative Industries through the implementation of Cultural Centers and Cultural Houses, as spaces for cultural and artistic creation and promotion of cultural and creative industries, especially cinema, theater, music and dance.</p>		SDG 4



Energy, water and sanitation	<p>6.2.18.1.1 Increase the average rate of electrification, at a national level, and reduce asymmetries in access throughout the territory;</p> <p>6.2.18.1.2. Optimize the location and availability of existing thermal generation, as well as increase the installed power, namely in new and renewable energies (Solar, Wind, Biomass and Mini-hydro), aiming to replace fossil fuels;</p> <p>6.2.18.1.3. progressively substitute public investment in electricity generation with long-term private financing, reserving public financing for investments that have a structuring nature;</p> <p>6.2.18.1.4 Reinforcing the National Transport Network, to allow the North System's production capacity to be taken to Luanda, the Center Region and the South Region, with quality and reduced operational costs;</p> <p>6.2.18.1.5 Make feasible the expansion of access to electric energy to many municipalities dispersed in the territory, through the establishment of partnerships between the Municipal Administrations or ENDE and the private sector to manage the dispersed and isolated distribution systems or resorting to rental solutions or commercialization of renewable energy;</p> <p>6.2.18.1.6. Contribute to the sustainable management of the sector, improving service efficiency and substantially reducing the level of losses.</p> <p>6.2.19.1.1 Promote the integrated management of water resources, ensuring that all Angola's hydrographic basins have a General Plan for the Development and Use of Hydric Resources of Hydrographic Basin;</p> <p>6.2.19.1.2 Expand the national hydrometric network;</p> <p>6.2.19.1.3 Decentralize the management of water supply and treatment;</p> <p>6.2.19.1.4 Ensure effective monitoring of the quality of water for human consumption by operationalizing laboratories to check water quality in all provinces;</p> <p>6.2.19.1.5 Expand the water supply in urban areas, municipality headquarters, and rural areas, aiming at improving the current coverage of the service;</p> <p>6.2.19.1.6. Improve the capacity for operational management and recovery of water supply systems built under the Water for All Program, aiming to optimize the impact of investments already made;</p> <p>6.2.19.1.7 Improve basic sanitation by increasing rain and waste water drainage infrastructure in the territory, improving the solid waste collection system, cleaning drainage ditches, treating waste water and reusing it;</p> <p>6.2.19.1.8. Increase the number of latrines in rural areas, as well as community participation in the management of sanitation systems.</p>	SDG 6
	SDG 7	
Governance	<p>6.2.21.1.1 Improve citizens' access to more plural, rigorous, impartial and credible information;</p> <p>6.2.21.1.2 Ensure better media coverage throughout the national territory;</p> <p>6.2.21.1.3 Make room for greater private participation in the media sector and the expansion of national content and productions;</p> <p>6.2.21.1.4 Ensure the full exercise of citizenship by Angolan citizens through the universality of civil registration and the provision of identity cards;</p> <p>6.2.21.1.5 Promoting social dialogue as a necessary and essential way to build democracy;</p> <p>6.2.21.1.6. Encourage civil society participation in the formulation, monitoring and evaluation of public policies, particularly at the local level.</p> <p>6.2.22.1.1 Improve the Central State Administration model, simplifying and making its organic structures more flexible and promoting the institutional alignment of the various bodies and services, cutting red tape in administrative processes and procedures and improving access points – taking advantage of new technologies to promote a better response by the Public Administration to the needs of citizens and companies;</p> <p>6.2.22.1.2 Introduce a new dynamic in the management of human resources in the Public Administration, aimed at ensuring that they acquire the required competencies, as well as changing their attitudes and behavior and valuing them;</p> <p>6.2.22.1.3 Systematize the institutional capacity building actions of Public Administration bodies with a positive impact on reducing the use of technical assistance;</p> <p>6.2.22.1.4 Strengthen justice institutions so that they can ensure the exercise of citizenship and the observance of Human Rights;</p> <p>6.2.22.1.5 Strengthen the legal and institutional framework as well as processes and procedures to prevent and combat corruption and economic crime;</p> <p>6.2.22.1.6. Prevent situations of non-compliance with the legal norms in force on public procurement and execution of the State Budget;</p> <p>6.2.22.1.7. scrutinize the management and operation of the national Judicial System.</p>	SDG 10
	<p>6.2.28.1.1 Consolidate Angola's Role in the International and Regional Contexts, always based on the national interest;</p> <p>6.2.28.1.2 Strengthen Relationships with the United Nations System and International Financial 263 Institutions;</p> <p>6.2.28.1.3 Consolidate and Broaden Bilateral and Multilateral Relations;</p>	
	<p>Consolidate the National Negotiation Mechanism for the Economic Partnership Agreement (EPA) between the European Union and the SADC-EPA countries, taking into account the process of Angola's graduation from the category of LDC.</p>	SDG 17



ANNEX 2

TABLE OF SDG INDICATORS

SDG1 – NO POVERTY

Indicator	Level	Baseline	Source	Latest data	Source
1.1.1 Proportion of the population living below the international poverty line by sex, age, employment status and geographic location (urban/rural))	I			(2018) 49.9% of the population below the international poverty line of USD1.90 per day per person (2011 PPP) Corresponds to 15.4 million people in extreme poverty	World Bank, 2018
1.2.1. Proportion of population living below the national poverty line, by sex and age	I	(2018-2019) Angola: 32,3% Corresponds to 10 million people in extreme poverty	IDREA 2018-2019		
1.2.2 Proportion of men, women and children of all ages living in poverty in all its dimensions according to national definitions	II	(2015-2016) Angola: 54.0%. Urban: 35.0%. Rural: 87.8%. Male: 53.5%. Female: 55.2%. 0-9 years old: 64.3%. 10-17 years old: 48.0%. 18-24 years old: 46.1%. 25-64 years old: 47.1%. 65 years and older: 64.0%.	INE, 2020 (IPM-A)		
1.3.1 Proportion of population covered by social protection floors/ systems, by sex, distinguishing children, unemployed persons, older persons, persons with disabilities, pregnant women, newborns, work-injury victims and the poor and the vulnerable	II			(2020) Mandatory Social Protection: 191,485 contributors, 1,967,627 insured and 160,168 pensioners Total: 2,319,280 people Corresponds to 7.4% of the 2020 population (estimated at 31,127,674 by INE)	INSS, administrative data 2020 <i>Number of registrants</i>
				(2019) 6,331 vulnerable families assisted, 5,509 elderly people, 1,300 people with disabilities and 12,730 vulnerable people assisted (2018) 5,880 families in vulnerable situations assisted, 2,870 elderly people, 1,596 people with disabilities and 4,271 people in vulnerable situations assisted	MASFAMU, 2019, 2018 (Yearbooks) <i>Families assisted with food baskets</i>

Indicator	Level	Baseline	Source	Latest data	Source
				(2020) 90,976 families in vulnerable situations assisted, 25,566 elderly people, 717 people with disabilities and 32,632 people in vulnerable situations assisted	MASFAMU, 2020 (Annual Report)
				(2020) 18,007 children from 0-5 years of age benefited from the minimum social income, in the scope of the social cash transfer program Valor Criança , funded by the European Union 5,808 families benefited from direct cash transfers (Kwenda Program)	
				(2020) 342,036 families registered to benefit from direct cash transfers, and 5,808 families have already benefited from direct cash transfers (Kwenda Program)	
				(March 31, 2021) The Kwenda program registered 375,854 families (57.8% of the heads are women), using the Unified Social Registry 6,243 families received cash benefits (58% female heads of household, 3,641 women) Total: about 29,000 cash transfer recipients	MAT/FAS, administrative data, 2021
1.4.1 Proportion of population living in households with access to basic services	I			(2018-2019) Proportion of population with access to sources of water suitable for drinking: 51.6% (66.9% in urban areas, 29.2% in rural areas)	INE, 2019 (IDREA)
				(2018-2019) Proportion of population with access to adequate sanitation facilities: 68.6% (91.8% in urban areas, 34.4% in rural areas)	INE, 2019 (IDREA)
1.4.2 Proportion of total adult population with secure tenure rights to land, (a) with legally recognized documentation, and (b) who perceive their rights to land as secure, by sex and type of tenure	II	*(2014) About a quarter of the households own de facto occupied agricultural land (24%) (without legally recognized documentation of the land)	INE, administrative data, 2014		

Indicator	Level	Baseline	Source	Latest data	Source
1.5.1 Number of deaths, missing persons and directly affected persons attributed to disasters per 100,000 population	I	(2015) Deaths: 0.003/100,000 inhabitants (77 cases) Missing: 0.004/100,000 pop. (99 cases) Directly affected: 0.489/100,000 pop. (13,034 cases) <i>(population estimated at 26,681,590 by INE)</i>	Desinventar	(2020) Deaths: 0.002/100,000 (55 cases) Missing Persons: 11.373/100,000 pop. (354,001 cases) Directly affected: 5,701/100,000 (177,443 cases) <i>(population estimated at 31,127,674 by INE)</i>	Desinventar
1.5.2 Direct economic loss attributed to disasters in relation to global gross domestic product (GDP)	II	(2012-2016) Angola: 0.08%	National Commission for Civil Protection, administrative data, 2017		
		(2015) Losses in Cunene, Namibe and Huila: USD 452.4 million	National Commission for Civil Protection, administrative data, 2017		
1.5.3: Number of countries that adopt and implement national disaster risk reduction strategies in line with the Sendai Framework for Disaster Risk Reduction 2015-2030	II	(2015) Angola ratified the Sendai Framework Agreement for Disaster Risk Reduction 2015-2030		National Strategy for Climate Change 2020-2035 (under revision)	
		(2011) Disaster Risk Management Strategic Plan		(2020) Ratification of the Doha Amendment to the Kyoto Protocol; Ratification of the Paris Agreement	
		(2003) Law 28/03 – Civil Protection Basic Law		(2019) Law 14/20 – Amendment to the Civil Protection Framework Law	
				(2019) Drought Recovery Framework (DRF) 2018-2022 adopted	
				(2018) National DRR Strategy	
1.5.4 Proportion of local governments that adopt and implement local disaster risk reduction strategies in line with national disaster risk reduction strategies	II	(2015) 44% of Provincial Governments have adopted and implemented a disaster risk reduction strategy.	MININT, administrative data, 2015	(2019) Drought Recovery Framework (DRF) 2018-2022	

Indicator	Level	Baseline	Source	Latest data	Source
				(2018) National Strategy for Disaster Risk Reduction 2018	
				FRESAN project in Huila, Namibe and Cunene to improve provincial disaster risk management plans	
				Cuvelai Project in Cunene to create 20 local DRR Groups	
1.a.1 Total official development assistance grants from all donors that focus on poverty reduction as a share of recipient country's gross national income	I				
1.a.2 Proportion of total government spending on essential services (education, health and social protection)	II	(2016) Education: 7.1% of the GSB; Health: 3.7% of the GSB; Social protection: 6.9% of the GSB; Total (education, health and social protection): 17.7% of GSB	MINFIN, administrative data, 2016	(2021) Education: 6.9% of the State Budget; Health: 6.2% of the State Budget; Social Protection: 3.8% of the State Budget. Total (education, health and social protection): 16.9% of the State Budget	MINFIN, administrative data, 2021
1.b.1 Pro-poor public social spending	II			(2020) AOA 20.724.396.021	MINFIN, administrative data, 2020 and 2021 (executed)
				(2021) AOA 24.403.564.723	
				(2021) Integrated Program for Local Development and the Fight against Poverty (PIDLCP) budgeted at AOA 67.28 billion in the GSB	
				(2018) 927 people integrated in income-generating activities under the anti-poverty programs	MASFAMU, 2018, 2019 and 2020 (Yearbooks)
				(2019) 1,907 people integrated in income-generating activities under anti-poverty programs	
				(2020) 36,104 people integrated in income-generating activities under anti-poverty programs	

SDG2 – ZERO HUNGER

Indicator	Level	Baseline	Source	Latest data	Source
2.1.1 Prevalence of undernourishment	I	(2015) 19,5%	FAO, 2015-2017	(2019) 18,6%	FAO, 2017-2019
2.1.2 Prevalence of moderate or severe food insecurity in the population, based on the Food Insecurity Experience Scale (FIES)	I			Approval of the report is awaited; the preliminary presentation of the results of the food insecurity situation in Angola based on FIES was held on January 11, 2021	
2.2.1 Prevalence of stunting (height-for-age <-2 standard deviation from the median of the World Health Organization (WHO) Child Growth Standards) among children under 5 years of age	I	(2015) 38%	INE, 2017 (IIMS 2015-2016) <i>Children under 5 years of age who are chronically malnourished</i>		
2.2.2: Prevalence of malnutrition (weight for height > +2 or <-2 standard deviation of the median of the WHO Child Growth Standards) among children under 5 years of age, by type (underweight and overweight)	I	(2015) Severe malnutrition: 3%. Moderate malnutrition: 5%.	INE, 2017 (IIMS 2015-2016) <i>Children 6-59 months</i>		
2.2.3 Prevalence of anemia in women aged 15-49, by pregnancy status (percent)	I	(2015) 47%	INE, 2017 (IIMS 2015-2016) <i>Women of childbearing age (15-49) suffering from anemia</i>	w	

2030 AGENDA FOR SUSTAINABLE DEVELOPMENT

Indicator	Level	Baseline	Source	Latest data	Source
2.3.1 Volume of production per labor unit by classes of farming/pastoral/forestry enterprise size	II	(2018) Production volume (tons): Cereals Family Farms (EAF): 2,363,644 Corporate Farms (EAE): 521,584 Legumes and oilseeds: 512,306 EAE: 58,697 Roots and tubers: 9,948,167 EAE Fruit trees: 1,737,118 EAE horticulture: 383.038 Beef: 22,161 Goat and sheep meat: 117,185 Chicken meat: 27,192 Pork: 4,263 Eggs (units): 1,119,058,000 Milk (liters): 3,575,000 Natural forest wood (logs): 54,891.48 m ³ Planted forest wood (logs): 34,000 m ³	MINAGRIP, 2018 (RCA 2017-18)	(2020) Production volume (tons): Cereals EAF: 2,466,905 Roots and tubers: 10,807,009 Legumes and oilseeds: 542,389. Vegetables: 1,554,079 Fruit trees: 3,683,935 EAE: Cereals 604.180 Roots and tubers: 1,016,253 Legumes and oilseeds: 64,310 Vegetables: 456,341 Fruit trees: 1,894,843 EAF Beef: 26,480 Goat meat: 27,480 Sheep meat: 1,487 Pork: 65,417 Eggs (units): 69,450 Milk (liters): 13,892 EAE: Beef: 31,663 Goat meat: 1,175 tons Sheep meat: 140 tons Pork: 8,869 tons Eggs: 1,225,529 Milk: 2,840 liters	MINAGRIP, 2020 (RCA 2019-20)
2.3.2 Average income of small-scale food producers, by sex and indigenous status	II				
2.4.1 Proportion of agricultural area under productive and sustainable agriculture	II	*(2018) EAF: 5,673,259 ha EAE: 481,247 ha	MINAGRIP, 2018 (RCA 2017-18)	*(2020) EAF and EAE: 5,303,530 ha	MINAGRIP, 2010 (RCA 2019-20)
2.5.1 Number of (a) plant and (b) animal genetic resources for food and agriculture secured in medium- or long-term conservation facilities	I				
2.5.2 Proportion of local species classified as being at risk of extinction	II			(2020) 150 species on the red list, of which: Extinct 3, Endangered 29, Vulnerable 100 and Invasive 18	INBAC/MCTA, administrative data, 2020



Indicator	Level	Baseline	Source	Latest data	Source
2.a.1 The agricultural orientation index of government expenditures	I	(2015) 1,60	MINAGRIF, administrative data 2015		
2.a.2 Total official flows (official development assistance plus other official flows) to the agricultural sector	I				
2.b.1 Agricultural export subsidies	I				
2.c.1 Indicator of food price anomalies	I				FAO does not yet have sufficient data series for Angola; it will have in the next VNR

SDG3 – GOOD HEALTH AND WELL-BEING

Indicator	Level	Baseline	Source	Latest data	Source
3.1.1 Maternal mortality rate	I	(2015) 239/100,000 live births	INE, 2017 (IIMS 2015-2016)		
3.1.2 Proportion of births attended by skilled health personnel	I	(2015) Angola: 50%. Urban: 68.1%. Rural: 21.4%. Cabinda: 87.9%. Zaire: 87.2%. Uíge: 38.6%. Luanda: 73.4%. Kwanza Norte: 38.1%. Kwanza Sul: 22.9%. Malanje: 43.5%. Lunda Norte: 49.4%. Benguela: 50.7%. Huambo: 40.4%. Bié: 20.9%. Moxico: 30.1%. Cuando Cubango: 29.2%. Namibe: 53.3%. Huila: 34.3%. Cunene: 38.8%. Lunda Sul: 50.2%. Bengo: 46.4%.	INE, 2017 (IIMS 2015-2016)		
3.2.1 Under-five mortality rate	I	(2015) Infant mortality: 44/1,000 Infant mortality: 68	INE, 2017 (IIMS 2015-2016)		
3.2.2 Neonatal Mortality Rate	I	(2015) Neonatal mortality: 24/1,000 live births	INE, 2017 (IIMS 2015-2016)		
3.3.1 Number of new HIV infections per 1,000 uninfected population by sex, age, and key populations	I	(2016) 0,9/1.000	Spectrum, 2016	(2019) 0,8/1.000	Spectrum, 2019

Indicator	Level	Baseline	Source	Latest data	Source
3.3.2 Tuberculosis incidence per 100,000 population	I	(2017) 204/100.000	MINSA, Yearbook, 2017	(2019) Angola: 237.19 Incidence by provinces: Bengo: 376.94 Benguela: 421.59 Bié: 164.53 Cabinda: 175.70 Cuando Cubango: 212.84 Kwanza Norte: 281.19 Kwanza Sul: 67.12 Cunene: 108.77 Huambo: 95.80 Huíla: 196.54 Luanda: 349.10 Lunda Norte: 145.34 Lunda Sul: 311.82 Malanje: 101.01 Moxico: 238.48 Namibe: 593.84 Uíge: 96.39 Zaire: 128.84	MINSA, Yearbook, 2019

Indicator	Level	Baseline	Source	Latest data	Source
3.3.3 Malaria incidence per 1,000 population	I	(2017) Angola: 159/1,000	MINSA, Yearbook, 2017	(2019) 233,6/1.000 Under 5 years of age: 564.1 5 to 14 years old: 226.4 15 years and older: 139.4 Incidence in pregnant women Angola: 53.1 Incidence by provinces: Bengo: 529.2 Benguela: 256.9 Bié: 412.9 Cabinda: 390.2 Cuando Cubango: 173.6 Kwanza Norte: 469.3 Kwanza Sul: 263.3 Cunene: 47.2 Huambo: 155.1 Huila: 99.2 Luanda: 124.6 Lunda Norte: 291.4 Lunda Sul: 280.1 Malanje: 558.1 Moxico: 454.4 Namibe: 128.1 Uíge: 441.6 Zaire: 302.9	MINSA, Yearbook, 2019
3.3.4 Hepatitis B incidence per 100,000 population	I	*(2017) 11%	National Blood Institute, administrative data, 2017	*(2019) 6%	National Blood Institute, administrative data, 2019
3.3.5 Number of people requiring interventions against neglected tropical diseases	I	(2017) Schistosomiasis: 32,887; Leprosy: 463; Onchocerciasis: 151	MINSA, Yearbook, 2017	(2019) Schistosomiasis: 37,816, Leprosy: 91, Onchocerciasis: 288	MINSA, Epidemiological bulletin, 2019
3.4.1 Mortality rate attributed to cardiovascular disease, cancer, diabetes or chronic respiratory disease	I	(2017) Diabetes: 1.7/100,000; Hypertension: 2.5/100,000; Chronic respiratory diseases: 2.1/100,000	MINSA, Yearbook, 2017	(2019) Hypertension: 1.1/100,000 Cancer: 2.3/100,000 Diabetes: 1/100,000 Respiratory diseases: under 5 years – 16.2/100,000; over 5 years 3.2/100,000	MINSA, Yearbook, 2019

Indicator	Level	Baseline	Source	Latest data	Source
3.4.2 Suicide mortality rate	I	(2016) Angola: 1/100,000	MININT, administrative data, 2016		
3.5.1 Coverage of treatment interventions (pharmacological, psychosocial and rehabilitation and aftercare services) for substance use disorders	II			(2019) 13.1/100,000 pop.	MINSAs, Yearbook, 2019
3.5.2 Alcohol consumption per capita (aged 15 years or older) in a calendar year in liters of pure alcohol	I			*(2019) 4,892	DNSP/MINSAs, Mental Health Program, 2019 <i>Patients with alcohol use disorders</i>
3.6.1 Death rate due to road traffic injuries	I	(2017) 9.2/100,000 inhabitants	MININT, administrative data, 2017	(2019) 7.38/100,000 pop.	MINSAs/CPDE, administrative data, 2019
3.7.1 Proportion of women of reproductive age (aged 15-49) who have their family planning needs met with modern methods	I	(2015) 24%	INE, 2017 (IIMS 2015-2016)		
3.7.2 Adolescent birth rate (ages 10-14; ages 15-19) per 1,000 women in this age group	I	163/1.000	INE, 2017 (IIMS 2015-2016) <i>Teenagers 15-19 years old</i>		
3.8.1 Coverage of essential health services	I	(2017) 36%	<u>OMS, 2017</u>	(2019) 40%	<u>OMS, 2019</u>
3.8.2 Proportion of population with large household expenditures on health as a share of total household expenditure or income	I				

Indicator	Level	Baseline	Source	Latest data	Source
3.9.1 Mortality rate attributed to household and ambient air pollution	I	*(2018) 3,20/1.000	MINSA, Yearbook, 2018	*(2019) 2,59/1.000	MINSA, Yearbook, 2019 <i>Severe pneumonia in children under 5 years</i>
3.9.2 Mortality rate attributed to unsafe water, unsafe sanitation and lack of hygiene (exposure to unsafe Water, Sanitation and Hygiene for All (WASH) services)	I	*(2018) Typhoid fever: 0.78/100,000; ADD < 5 years: 1.52/100,000 Dysentery: 0.64/100,000	MINSA, Yearbook, 2018	*(2019) Typhoid fever: 0.86/100,000; ADI <5 years: 1.39/100,000 Dysentery: 0.45/100,000	MINSA, Yearbook, 2019
3.9.3 Mortality rate attributed to unintentional poisoning	I				
3.a.1 Age-standardized prevalence of current tobacco use among people aged 15 and older	I	(2015) Men 15-49 years old: 14%; Women 15-49 years old: 2%.	INE, 2017(IIMS 2015-2016)		
3.b.1 Proportion of the target population covered by all vaccines included in the national program	I			*(2019) BCG: 92%; HPB: 59%; Inactive polio: 68%. Oral polio: 77%; PT: 76%; PNUMO: 79%. Rotavirus: 83%; Measles: 83%; FA: 74%; Tetanus and Diphtheria (pregnant women): 2.8%.	MINSA, Yearbook, 2019
3.b.2 Total net official development assistance to medical research and basic health sectors	I				
3.b.3 Proportion of health facilities that have a core set of relevant essential medicines available and accessible on a sustainable basis	II				

Indicator	Level	Baseline	Source	Latest data	Source
3.c.1 Health worker density and distribution	I	(2015) Angola: 1 doctor or nurse per 1,000 pop.	MINSA, Statistical Yearbook, 2015	(2019) Physicians: 1.34/10,000; Nurses: 10.95/10,000; TDT: 2.54/10,000; Hospital support: 3.87/10,000	MINSA, Statistical Yearbook, 2019
3.d.1 International Health Regulations (IHR) capacity and health emergency preparedness	I			(2019) 75%	WHO, administrative data, 2019
3.d.2 Percentage of blood infections due to selected antimicrobial-resistant organisms	II				

SDG4 – QUALITY EDUCATION

Indicator	Level	Baseline	Source	Latest data	Source
4.1.1 Proportion of children and young people (a) in grades 2/3; (b) at the end of primary; and (c) at the end of lower secondary achieving at least a minimum proficiency level in (i) reading and (ii) mathematics, by sex	I	*(2015) a) Primary Education Angola 71.3%. Male: 71.4%; Female: 71.2%; b) Secondary Education Angola 39.7 Male: 42.6%; Female: 37.0%.	INE, 2017 (IIMS 2015-2016) <i>Net school attendance rate</i>	*(2019) a) Primary Education Angola: 71.1%. Male: 71.8%; Female: 70.5%. b) Secondary Education Angola: 39.9%; Male: 41.6%; Female: 38.3%.	INE, 2019 (IDREA, 2018/2019) <i>a) Net attendance rate in Primary Education (6- 11 years) and in Secondary Education (12-18 years)</i>
4.1.2 Completion rate (primary education, lower secondary education, upper secondary education)	I	*(2015) Angola: 97.9%. Male: 102.2%. Female: 93.5%. Lower Secondary education Angola 50.9%. Male: 57.9%. Female: 44.0%. Upper Secondary Education Angola 17.5%. Male: 20.0%. Female: 14.9%.	MED, SDG 4 Indicators, 2021 <i>(methodology indicates the need to use census data)</i>	*(2021) Primary Education Angola: 97.17%. Male: 101.19%. Female: 93.14%. Lower Secondary Education Angola 74.8%. Male: 79.9%. Female: 69.7%. Upper Secondary Education Angola 27.5%. Male: 30.3%. Female: 24.7%.	MED, SDG 4 Indicators, 2021 <i>(methodology indicates the need to use census data)</i>
4.2.1 Proportion of children aged 24-59 months who are on track to develop in health, learning and psychosocial well-being, by sex	II	*(2015) 11%	INE, 2017 (IIMS 2015-2016) <i>Proportion of children 3-5 years old attending Pre-School</i>	*(2019) 12,4%	INE, 2019 (IDREA 2018-2019) <i>Children from 3-5 years old attending Pre-School</i>

Indicator	Level	Baseline	Source	Latest data	Source
4.2.2 Participation rate in organized learning (one year before the official primary entry age), by sex	I	(2015) 25%	INE, 2017 (IIMS 2015-2016) <i>Proportion of children 5 years old who attended school or daycare</i>		
4.3.1 Participation rate of youth and adults in formal and non-formal education and training in the previous 12 months, by sex	II	(2015) 56%	INE, 2017 (IIMS 2015-2016) 15-24 years old		
4.4.1 Proportion of youth and adults with information and communication technology (ICT) skills, by type of skill	II	(2015) Angola: 27.5%. 15-49 year-old men: 37%. 15-49 year-old women: 18%.	INE, 2017 (IIMS 2015-2016)		
4.5.1 Parity indices (female/male, rural/urban, bottom/top wealth quintile and others such as disability status, indigenous peoples and conflict-affected, as data become available) for all education indicators in this list that can be disaggregated	I/II	(2015) Primary Education Male/Female: 1.02 Rural/Urban: 0.89 1st quintile/5th quintile: 0.93 High School Male/Female: 0.85 Rural/Urban: 0.66 1st quintile/5th quintile: 0.63	INE, 2017 (IIMS 2015-2016)	(2019) Primary Education Male/Female: 0.98 Rural/Urban: 0.84 1st quintile/5th quintile: 0.70 High School Male/Female: 0.90 Rural/Urban: 0.34 1st quintile/5th quintile: 0.20	INE, 2019 (IDREA 2018-2019)
4.6.1 Percentage of the population in a given age group achieving at least a fixed level of proficiency in functional (a) literacy and (b) numeracy skills, by sex	II	(2015) Angola: 52 Male: 62%. Female: 42%.	INE, 2017 (IIMS 2015-2016) Proportion of youth and adults who have completed at least Primary school		

Indicator	Level	Baseline	Source	Latest data	Source
4.7.1 Extent to which (i) global citizenship education and (ii) education for sustainable development integrated into (a) national education policies; (b) curricula; (c) teacher training; and (d) student assessment	II	Environmental Education and Awareness Program (PECA) 2001 Environment Framework Law – Law 5/98 (Article 20)		They consist of: National Education Development Plan (PNDE) – Educar Angola 2030; National Development Plan (NDP 2018-2022); Long-Term Strategy 2050; Basic Law for the Education and Teaching System – Law 32/20; Primary and Lower Secondary Education Curriculum Plan 2019; Curricular Plans for Primary and Secondary Education at the National Level. Established the Multisectoral Commission for the Reform of the Educational System, which includes the treatment of environmental, climate change and disaster risk reduction curricular contents	
		(2015) (i) Education for citizenship: 44% of the enrolled students had access to content related to (ii) Education for sustainable development: 7,703,576 students with access to content	SIGE, 2015	(2019) (i) Education for citizenship: 51% of the enrolled students had access to content related to (ii) Education for sustainable development: 10,640,259 students with access to content	SIGE, 2019
4.a.1 Proportion of schools offering basic services, by type of service	I	(2015) <u>Drinking Water</u> Primary Education: 19%. Lower Secondary Education: 46%. Upper Secondary Education: 51%. <u>Internet for pedagogical purposes</u> Primary Education: 3%. Lower Secondary Education: 11%. Upper Secondary Education: 22%; <u>Computers for pedagogical purposes</u> Primary Education: 7%. Lower Secondary Education: 22%. Upper Secondary Education: 42%.	MED, SDG 4 Indicators, 2015	(2019) <u>Drinking Water</u> Primary Education: 23%. Lower Secondary Education: 49%. Upper Secondary Education: 60%; <u>Internet for pedagogical purposes</u> Primary Education: 4%. Lower Secondary Education: 14%. Upper Secondary Education: 26%; <u>Computers for pedagogical purposes</u> Primary Education: 17%. Lower Secondary Education: 55%. Upper Secondary Education: 74%.	MED, SDG 4 Indicators, 2019

Indicator	Level	Baseline	Source	Latest data	Source
		(2018) <u>Drinking Water</u> Primary Education: 23%. Lower Secondary Education: 49 Upper Secondary Education: 58%. <u>Internet for pedagogical purposes</u> Primary Education: 4%. Lower Secondary Education: 15%. Upper Secondary Education: 26%; <u>Computers for pedagogical purposes</u> Elementary school: 16%. Lower Secondary Education: 52 Upper Secondary Education: 68%.	MED, SDG 4 Indicators, 2018		
4.b.1 Volume of official development assistance flows for scholarships by sector and type of study	I				
4.c.1 Proportion of teachers with the minimum required qualifications, by educational level	II	(2016) Primary Education: 63%. Lower Secondary Education: 71% Upper Secondary Education: 78%.	MED, SDG 4 Indicators, 2016	(2019) Primary Education: 5%. Lower Secondary Education: 19% Upper Secondary Education: 12%.	MED, SDG 4 Indicators, 2019
		(2018) Primary Education: 5%. Lower Secondary Education: 16% Upper Secondary Education: 32%.	MED, SDG 4 Indicators, 2018		

SDG5 – GENDER EQUALITY

Indicator	Level	Baseline	Source	Latest data	Source
5.1.1 Whether or not there are legal frameworks in place to promote, enforce and monitor equality and non-discrimination on the basis of sex	II	Law 25/11 – Law Against Domestic Violence and its Regulation; Presidential Decree 222/13 – National Policy for Gender Equality and Equity; Presidential Decree 26/13 – Executive Plan to Combat Domestic Violence		Presidential Decree 143/17 – National Action Plan for the Implementation of Resolution 1325	
5.2.1 Proportion of ever-partnered women and girls aged 15 years and older subjected to physical, sexual or psychological violence by a current or former intimate partner in the previous 12 months, by form of violence and by age	II	(2015) 41%	INE, 2017 (IIMS 2015-2016)		
5.2.2 Proportion of women and girls aged 15 and older subjected to sexual violence by persons other than their intimate partners in the previous 12 months, by age and place of occurrence	II	*(2015) 5%	INE, 2017 (IIMS 2015-2016) <i>Proportion of women aged 15-49 subjected to sexual violence by anyone (including spouse) in the past 12 months (incidence, not prevalence)</i>	*(2019) 4,570 cases	MASFAMU, administrative data, 2019 <i>Number of registered domestic violence cases</i>

Indicator	Level	Baseline	Source	Latest data	Source
				(2019) 5%	MAFAMU, administrative data, 2019 <i>Proportion of women aged 15-49 subjected to sexual violence by anyone (including spouse) in the past 12 months (incidence, not prevalence)</i>
5.3.1 Proportion of women aged 20-24 who are married or in a union before the age of 15 and before the age of 18	I	(2015) Before age 15: 8%. Before age 18: 30%.	INE, 2017 (IIMS 2015-2016)		
5.3.2 Proportion of girls and women aged 15-49 who have undergone female genital mutilation/cutting, by age	I				
5.4.1 Proportion of time spent on unpaid domestic and care work by sex, age and location	II				
5.5.1 Proportion of seats held by women in (a) national parliaments and (b) local governments	I	(2016) Parliamentary seats: 37% Provincial governments: 11%	MAFAMU/MAT, administrative data, 2016	(2019) Female Parliamentary seats: 30.5%. Female Ministers: 39% Female State Secretaries: 12% Female Provincial Governors: 11% Female Deputy Governors: 19.5% Female Municipal Administrators: 25.6%. Female Adjunct Municipal Administrators: 22% Female Commune Administrators: 9%. Female Adjunct Commune Administrators: 13% Female Constitutional Court judges: 33% Female President of a Court of Auditors: 100% Female District Court judges: 26% Female Judicial Magistrates: 38% Female Public Prosecutors: 34.4%. Female Diplomats: 40%. Female Lawyers: 46.3%. Female National Police: 5%.	MAFAMU, administrative data, 2019

Indicator	Level	Baseline	Source	Latest data	Source
				(2020) Female Parliamentary seats: 29.6%. Female Ministers: 39% Female State secretaries: 12% Female Provincial Governors: 11% Female Deputy Governors: 19.5% Female Municipal Administrators: 25,6% Female Adjunct Municipal Administrators: 22% Female Commune Administrators: 9% Female Adjunct Commune Administrators: 13% Female Constitutional Court judges: 33%. Female President of a Court of Auditors: 100% Female District Court judges: 26% Female Judicial Magistrates: 38% Female Public Prosecutors: 34.4% Female Diplomats: 40%. Female Lawyers: 31%. Female National Police: 11%.	MASFAMU, administrative data, 2020
5.5.2 Proportion of women in managerial positions	I	(2016) Decision-making bodies or management positions: 23%.	MASFAMU/MAPTSS, administrative data, 2016	(2019) Female Directors: 35.5%	MASFAMU, 2020 Yearbook
5.6.1 Proportion of women aged 15-49 who make their own informed decisions regarding sexual relations, contraceptive use, and reproductive health care	II	(2015) Refuses to have sex if she knows her partner has sex with other women: 47%. Demand condom use if husband has STI: 59%. Participates in reproductive health decisions: 75%.	INE, 2017 (IIMS 2015-2016)		
5.6.2 Number of countries with laws and regulations that ensure full and equal access to women and men aged 15 and older to sexual and reproductive health care, information and education	II				

Indicator	Level	Baseline	Source	Latest data	Source
5.a.1(a) Proportion of total agricultural population with ownership or secured rights to agricultural land, by sex; and (b) share of women among owners or rights-bearers of agricultural land, by type of ownership	II				
5.a.2 Proportion of countries where the legal framework (including customary law) guarantees women's equal rights to land ownership and/or control	II	Law 9/04 - Land Law			
5.b.1 Proportion of individuals who own a mobile phone, by sex	II	(2015) Women 15-49 years old: 51.2%. Men aged 15-49: 70.3%.	INE, 2017 (IIMS 2015-2016)		
5.c.1 Proportion of countries with systems to track and make public allocations for gender equality and women's empowerment	II				

SDG6 – CLEAN WATER AND SANITATION

Indicator	Level	Baseline	Source	Latest data	Source
6.1.1 Proportion of population using safely managed drinking water services	II	(2015) Angola: 54%. Urban: 66 Rural: 32%.	INE, 2017 (IIMS 2015-2016) <i>Proportion of population with access to sources of water suitable for drinking</i>	(2019) Angola: 51.6%. Urban: 66.9%. Rural: 29.2%.	INE, 2019 (IDREA 2018-2019) <i>Proportion of population with access to sources of water suitable for drinking</i>
		(2015) 66%	UN-Water , 2020	(2017) 66%	UN-Water , 2020
		(2017) 440.6 hm ³ /year	PNA, 2017 <i>Drinking Water Supply</i>	(2020) Angola: 70.5% Urbana: 71.5% Rural: 70.4%	NDP 2020 <i>Water coverage rate</i>
6.2.1 Proportion of population using (a) safely managed sanitation services and (b) a hand-washing facility with soap and water	II	a)(2015) 18% b)(2015) 67% UN-Water , 2020	INE, 2017 (IIMS 2015-2016)	a)(2017) 70% b)(2017) 27%	UN-Water , 2020
6.3.1 Proportion of domestic and industrial wastewater flows safely treated	II	*(2017) Domestic: 159.59 hm ³ /year Industry: 16.9 hm ³ /year	PNA, 2017 <i>Wastewater Sanitation</i> <i>Treatment of industrial effluents</i>		
6.3.2 Proportion of bodies of water with good ambient water quality	II				
6.4.1 Change in water-use efficiency over time	I				

Indicator	Level	Baseline	Source	Latest data	Source
6.4.2 Water stress level: freshwater withdrawal as a proportion of available freshwater resources	I	(2014) 2%	UN-Water , 2020		
6.5.1 Degree of integrated water resources management	I			(2020) 61%	UN-Water , 2020
6.5.2 Proportion of transboundary basin area with an operational agreement for water cooperation	I			(2020) 79% Transboundary basins (rivers and lakes): 100%. Transboundary aquifers: 15%.	UN-Water , 2020
6.6.1 Change in the extent of water-related ecosystems over time	I	(2016) 2,3%	UN-Water , 2020		
6.a.1 Amount of water- and sanitation-related official development assistance that is part of a government-coordinated spending plan	I			*(2019) USD 23 million	UN-Water , 2020
6.b.1 Proportion of local administrative units with established and operational policies and procedures for participation of local community in water and sanitation management	I			Community Water Management Model (MoGeCa) 464 community water management committees created between 2014-2020	USAID, 2020

SDG7 – AFFORDABLE AND CLEAN ENERGY

Indicator	Level	Baseline	Source	Latest data	Source	
7.1.1 Proportion of population with access to electricity	I	(2015) 41,6%	INE, 2017 (IIMS 2015-2016) <i>Percentage of households with access to electricity</i>	(2020) 45,3%	DNE/MINEA, administrative data, 2020 <i>Households with access to grid electricity</i>	
		(2015) 35,6%		(2018/2019) 36,7%		INE, 2019 (IDREA 2018-2019) <i>Percentage of households with access to public grid electricity</i>
		(2018) 42%		(2019) 44,22%		
		(2019) 44,22%				
7.1.2 Proportion of population with primary reliance on clean fuels and technology	I	(2015) 36%	INE, 2017 (IIMS 2015-2016)	(2019) 50,6%	INE, 2019 (IDREA 2018-2019) <i>Percentage of households using clean fuels</i>	
7.2.1 Renewable energy share in the total final consumption	I	*(2015) 54,33%	DNEE/MINEA, administrative data, 2015 <i>Percentage of energy consumed (considered in production) that comes from renewable sources</i>	*(October 2020) Hydroelectric: 88.51% (referring to energy production) *(2019) Hydric: 78.25%. *(2018) Hydric: 79.34%.	DNE/MINEA, 2020, administrative data <i>Percentage of energy consumed that comes from renewable sources</i>	

Indicator	Level	Baseline	Source	Latest data	Source
7.3.1 Energy intensity measured in terms of primary energy and GDP	I	*(2015) Installed capacity: 2,543 MW (62.25% Thermal, 1,583 MW; 37.5% Hydroelectric, 960 MW; and 0% Hybrid, 0MW (solar/diesel)) Distributed Energy Intensity: 8,360.3 GWh Energy intensity: 71.95 Wh/USD The value of GDP in 2015 was USD 116,194 million. Angola's GDP per capita in 2015 was USD 4,355 https://pt.countryeconomy.com/governo/pib/angola	DNE/MINEA, administrative data, 2015	*(2020) Distributed Energy Intensity: 11,600.24 GWh Estimated energy intensity: 130.6 Watt/USD (using 2019 data GDP=USD 88,820 million)	DNE/MINEA, administrative data, 2020
				*(2019) Energy Intensity Distributed: 11,027.06 GWh Estimated energy intensity: 124.15 Wh/USD *(2019) Installed capacity: 5648.25 MW (3,342.12 MW Hydroelectric; 2,271.13 MW Thermoelectric; and 35 MW Hybrid (solar/diesel)) *(2019 GDP: 88,820 million USD) 2019 PIB Pc: USD 2.778,8) (2020 PIB: USD 58.3 million) (2020 PIB Pc: 1,871)	MEP/INE, administrative data
7.a.1 International financial flows to developing countries in support of clean energy research and development and renewable energy production, including hybrid systems	I	(2015) USD 0.02 million (2016) 91.79 million USD	Renewable Energy Statistics (IRENA), 2020	(2018) USD 0.11 million	Renewable Energy Statistics (IRENA), 2020
7.b.1. Installed renewable energy-generating capacity in developing countries (in watts per capita)	I	(2015) 37.75% of Total Installed RE Capacity, corresponding to 960 MW of hydro Per capita value: 34.43 Watts of water RE per inhabitant (population estimated at 26,681,590 by INE)	DNE/MINEA, administrative data, 2020	(2020) 63.5% of installed RE capacity corresponding to 3,676.12 MW of hydro Per capita value: 111.73 Watts Water ER per inhabitant (population estimated at 31,127,674 by INE)	DNE/MINEA, administrative data, 2020

SDG8 – DECENT WORK AND ECONOMIC GROWTH

Indicator	Level	Baseline	Source	Latest data	Source
8.1.1 Annual growth rate of real GDP per capita	I	(2016) 2,58%	INE, administrative data, 2016	-0,04%	INE, IEA, 2019
8.2.1 Annual growth rate of real GDP per employed person	I	(2009-2016) 20,74%	INE, administrative data, 2016		
8.3.1 Share of informal employment in total employment by sector and gender	II	(2009) 54,5%	INE, 2011(IBE, 2008-2009)	Angola: 74.5%. Urban: 58.0%. Rural: 90.6%. Men: 64.2%. Women: 84.7%.	INE, IEA, 2019
8.4.1 Material footprint, per capita material footprint and material footprint per GDP	II	Total material footprint (tons): 99,691,842 Per capita material footprint (tons): 3.37 Material Footprint per GDP (Kg per USD of GDP): 0.90	UNEP, 2015	Total material footprint (tons): 93,809,247 Per capita material footprint (tons): 3.35 Material Footprint per GDP (Kg per USD of GDP): 1.00	UNEP, 2017
8.4.2 Domestic material consumption, domestic material consumption per capita and domestic material consumption per GDP	I	(2015) Material consumption: AOA 6,563,587 Domestic material consumption (tons): 135,524,027.44 Material consumption: 47% Domestic consumption per capita: 25%. Material consumption in relation to GDP: 47%	UNEP, 2015	(2017) Domestic Material Consumption (tons): 147,143,630.08	UNEP, 2017
8.5.1 Average hourly wage of employees by sex, age, occupation, and persons with disabilities	II			(2019) Angola: AOA 47,223 Men: AOA 61,727 Women: AOA 28,917	INE, IEA, 2019

Indicator	Level	Baseline	Source	Latest data	Source
8.5.2 Unemployment rate by sex, age and persons with disabilities	I	(2015) Angola: 20%. Urban: 25%. Rural: 9%.	INE, 2017 (IIMS 2015-2016)	(2019) Angola: 30.2%. Urban: 40.5%. Rural: 16.2%. Men: 28.7%. Women: 31.7%.	INE, IEA, 2019
8.6.1 Proportion of youth (aged 15-24) not in education, employment, or training	I			(2019) Angola: 23.9%. Urban: 27.6%. Rural: 17.7%. Men: 20.1%. Women: 27.5%.	INE, IEA, 2019
8.7.1 Proportion and number of children aged 5-17 years engaged in child labor, by sex and age	II	(2015) Angola: 23.4%. Men: 21.6%. Women: 25.3%.	INE, 2017 (IIMS 2015-2016)		
8.8.1 Fatal and non-fatal occupational injuries per 100,000 workers, by sex and migrant status	II			*(2020) Work accidents: Light: 859 Serious: 287 Fatal: 5	MAPTSS, administrative data from the General Labor Inspectorate, 2020
8.8.2 Level of national compliance with labour rights (freedom of association and collective bargaining) based on International Labour Organization (ILO) textual sources and national legislation, by sex and migrant status	II			Social Protection Improvement Program (2021)	
8.9.1 Tourism direct GDP as a proportion of total GDP and in growth rate	II	(2016) Direct tourism GDP as a percentage of total GDP: 3.30%. Growth rate: 28.07%.	INE, administrative data, 2016		
8.10.1(a) Number of commercial bank branches per 100,000 adults and (b) number of automated teller machines (ATMs) per 100,000 adults	I	21 Bank branches per 100,000 adults 12 ATMs per 100,000 adults	BNA, administrative data, 2017		

Indicator	Level	Baseline	Source	Latest data	Source
8.10.2 Proportion of adults (15 years and older) with an account at a bank or other financial institution or with a mobile money service provider	I	(2015) 40%	BNA, administrative data, 2015-2016 <i>Proportion of households with at least one member with a bank account</i>		
8.a.1 Aid for Trade commitments and disbursements	I			ACOM Project, with the European Union (2020)	
8.b.1 Existence of a developed and operationalized national strategy for youth employment, as a distinct strategy or as part of a national employment strategy	II			Employability Promotion Program (2021)	

SDG9 – INDUSTRY, INNOVATION AND INFRASTRUCTURE

Indicator	Level	Baseline	Source	Latest data	Source
9.1.1 Proportion of the rural population who live within 2 km of an all-season road	II				
9.1.2 Passenger and freight volumes, by mode of transport	I	(2016) Passenger volume: 228,815,176 Cargo volume: 9,913,310 tons	MINTRANS, administrative data, 2016		
		(2016) Air cargo: 9,913,310 tons	Ministry of Construction and Public Works, administrative data, 2016		
9.2.1 Manufacturing value added as a proportion of GDP and per capita	I	(2015) VAIT in GDP: 5.7%.	INE, administrative data, 2015 <i>VAIT in GDP: National Accounts</i>	(2018) VAIT in GDP: 6.1% (USD 5,520,264,972.76913)	INE, administrative data, 2018 <i>VAIT in GDP: National Accounts</i>
		VAIT per capita: USD 177	World Bank, 2015 <i>VAIT per capita</i>	VAIT per capita: USD 179	World Bank, 2018 <i>VAIT per capita</i>
9.2.2 Manufacturing employment as a proportion of total employment	I	(2015) 1.5% (manufacturing)	MAPTSS, administrative data, 2015-2016	(2019) 4,5% (411,698) in the industry sector ¹	INE, 2019 (IDREA, 2018-2019)
9.3.1 Proportion of small-scale industries in total industry value added	II			*(2018) 91%	INE, Yearbook of Business Statistics, 2018 <i>% of micro/small enterprises in manufacturing</i>

1 Including mining, construction, energy, and water.

Indicator	Level	Baseline	Source	Latest data	Source
9.3.2 Proportion of small-scale industries with a loan or line of credit	I	(2019) 0%	BNA-MINDCOM, administrative data	(2020) 4,35%	BNA-MINDCOM, administrative data
9.4.1 CO2 emission per unit of value added	I				
9.5.1 Research and development expenditure as a proportion of GDP	I			AOA 139.600.392.070,12 Less than 0.1% of GDP	MINFIN, administrative data, 2020
9.5.2 Researchers (full-time equivalent) per million inhabitants	I	(2015) 18,8	UNESCO, 2016		
9.a.1 Total official international support (official development assistance plus other official flows) for infrastructure	I		j	(2020) Trade Support Program (ACOM), with the European Union (EUR 11,000,000).	MINDCOM, administrative data
9.b.1 Proportion medium and high-tech industry value added in total value added	I	(2017) 9% non-metallic products	MINDCOM, administrative data		
9.c.1 Proportion of population covered by mobile network, by of technology	I	*(2015) 46,98%	SIMTIC/MINTTICS, administrative data, 2015 <i>Mobile Teledensity Rate (percentage of mobile network subscribers per 100 population)</i>	*(2020) 47,05%	SIMTIC/MINTTICS, administrative data, 2020 <i>Mobile Teledensity Rate (percentage of mobile network subscribers per 100 population)</i>

SDG10 – REDUCED INEQUALITIES

Indicator	Level	Baseline	Source	Latest data	Source
10.1.1 Growth rates of household expenditure or income per capita among the bottom 40 percent of the population and the total population	II			Currently available for 90 countries, but not for Angola	World Bank, Global Database of Shared Prosperity
10.2.1 Proportion of people living below 50 percent of median income, by sex, age, and persons with disabilities	II			(2018) 22.8% of the population	World Bank, 2018
10.3.1 Proportion of population reporting having personally felt discriminated against or harassed in the previous 12 months on the basis of a ground of discrimination prohibited under international human rights law	II				
10.4.1 Labour share of GDP	I	(2015) 25,4%	INE, National Accounts, 2015	(2019) 23,9%	INE, National Accounts, 2019
10.4.2 Redistributive Impact of Fiscal Policy	II				
10.5.1 Financial Strength Indicators	I			Capital adequacy: – Tier 1 capital/risk-weighted assets: 25.6% in September 2020 Asset quality: – Foreign currency credit/total credit: 32.2% in September 2020 – Gross non-performing loans/loans: 20.2% in September 2020 Sectorial distribution of credit: – Credit to the private sector/total credit: 20.6% in September 2020 – Gross government credit/domestic assets: 39.1% in September 2020	IMF Country Report for Angola 21/17, January 2021

Indicator	Level	Baseline	Source	Latest data	Source
				Profits and profitability: - Return on Assets (ROA): -1.6% in September 2020 - Return on Equity (ROE): -15.7% as of September 2020 Liquidity: - Net assets/total assets: 28.7% in September 2020 - Net assets/Short-term liabilities: 35.2% in September 2020 - Total credit/total deposits: 33.7% in September 2020 - Liabilities in foreign currency/total liabilities: 54.6% in September 2020	
10.6.1 Proportion of members and voting rights of developing countries in international organizations	I			In 2021, Angola has voting rights in: - United Nations General Assembly - United Nations Economic and Social Council - International Monetary Fund - International Bank for Reconstruction and Development - International Finance Corporation - African Development Bank - World Trade Organization	
10.7.1 Recruitment cost borne by the employee as a proportion of monthly income earned in country of destination	II				
10.7.2 Number of countries with migration policies that facilitate orderly, safe, regular and responsible migration and mobility of people	II			Angola's Migration Policy, approved by Presidential Decree 318/2018	
10.7.3 Number of people who died or went missing in the process of migrating to an international destination	I				



Indicator	Level	Baseline	Source	Latest data	Source
10.7.4 Proportion of population who are refugees, by country of origin	I			(2020) 6,312 citizens under international protection (30,139 asylum seekers and 16,173 with refugee status) Corresponds to 0.15% of the population Countries of origin Afghanistan: 1 citizen (0.00%) Algeria: 1 citizen (0.00%) Burundi: 112 citizens (0.24%) CAR: 76 citizens (0.18%) Chad: 967 citizens (2.09%) Congo Brazzaville: 132 citizens (0.27%) Côte d'Ivoire: 6354 citizens (13.72%) Cuba: 2 citizens (0.00%) Djibouti: 1 citizen (0.00%) DRC: 13,336 citizens (28.80%) Eritrea: 1783 citizens (3.85%) Ethiopia: 57 citizens (0.12%) Gambia: 1 citizen (0.00%) Guinea Conakry: 9228 citizens (19.93%) Guinea-Bissau: 275 citizens (0.59%) Haiti: 2 citizens (0.00%) Iraq: 1 citizen (0.00%) Liberia: 593 citizens (1.28%) Mali: 1 citizen (0.00%) Mauritania: 5777 citizens (12.47%) Mauritius Islands: 1 citizen (0.00%) Nigeria: 1 citizen (0.00%) Rwanda: 914 citizens (1.97%) Senegal: 1 citizen (0.00%) Sierra Leone: 2,109 citizens (4.55%) Somalia: 2,004 citizens (4.33%) South Africa: 1 citizen (0.00%) South Korea: 1 citizen (0.00%) Sudan: 1,952 citizens (4.21%) Syria: 1 citizen (0.00%) Tanzania: 5 citizens (0.01%) Uganda: 7 citizens (0.02%) Western Sahara: 612 citizens (1.32%) Zambia: 2 citizens (0.00%) Zimbabwe: 1 citizen (0.00%) <i>Note: population estimate by the INE for 2020: 31,127,674 people</i>	MININT, administrative data, 2020

Indicator	Level	Baseline	Source	Latest data	Source
10.a.1 Proportion of tariff lines applied to imports from least developed and developing countries with zero tariff	I	(2015) All products: 63.9%. Agricultural products: 69.1%. Weapons: 40.4%. Clothing: 41.7%. Industrial: 72.1%. Oil: 91.2%. Textile: 60.1%.	United Nations, 2020 , for Least Developed Countries (LDCs)	(2018) All products: 67.4%. Agricultural products: 74.5%. Weapons: 57.1%. Clothing: 46.6%. Industrial: 75.9%. Oil: 90.2%. Textile: 64.7%.	United Nations, 2020 , for Least Developed Countries (LDCs)
10.b.1 Total resource flows for development, by recipient and donor countries and type of flow (e.g., official development assistance, foreign direct investment, and other flows)	I	(2015) Official Development Assistance (ODA): USD 302.18 million Foreign Direct Investment (FDI): USD 10,028.2 million	ODA: OECD data FDI: National Bank of Angola (BNA), external statistics	(2019) Official Development Assistance (ODA): USD 50.52 million Foreign Direct Investment (FDI): USD -4,098.5 million	ODA: OECD data FDI: National Bank of Angola (BNA), external statistics
10.c.1 Remittance costs as a proportion of the amount remitted	I				

SDG11 – SUSTAINABLE CITIES AND COMMUNITIES

Indicator	Level	Baseline	Source	Latest data	Source
11.1.1 Proportion of urban population living in slums, informal settlements or inadequate housing	I	(2014) 41%	INE, 2014 <i>Proportion of urban population living in inadequate housing</i>		
11.2.1 Proportion of population that has convenient access to public transport, by sex, age, and persons with disabilities	II				
11.3.1 Ratio of land consumption rate to population growth rate	II	(2016) Ratio of land consumption rate: 7.1%. Population growth rate: 3.1%.	MINAGRIP, administrative data, 2016		
11.3.2 Proportion of cities with a direct participation structure of civil society in urban planning and management that operates regularly and democratically	II				
11.4.1 Total expenditure per capita on preservation, protection and conservation of all cultural and natural heritage, by source of funding (public, private), type of heritage (cultural, natural) and level of government (national, regional and local/municipal)	II				
11.5.1 Number of deaths, missing persons and directly affected persons by disasters per 100,000 population	I	(2015) Deaths: 0.003/100,000 inhabitants (77 cases) Missing: 0.004/100,000 pop. (99 cases) Directly affected: 0.489/100,000 pop. (13,034 cases) <i>(population estimated at 26,681,590 by INE)</i>	Desinventar	(2020) Deaths: 0.002/100,000 (55 cases) Missing Persons: 11.373/100,000 pop. (354,001 cases) Directly affected: 5,701/100,000 (177,443 cases) <i>(population estimated at 31,127,674 by INE)</i>	Deseinventar
11.5.2 Direct economic loss in relation to global GDP, damage to critical infrastructure, and number of disruptions to basic services attributed to disasters	II	*(2015) Houses destroyed and damaged: 6,973	Desinventar	*(2020) Houses destroyed and damaged: 27	Desinventar

Indicator	Level	Baseline	Source	Latest data	Source
11.6.1 Proportion of municipal solid waste collected and managed in controlled facilities in relation to the total municipal waste generated by cities	II	(2017) 75,2%	MINAMB, administrative data, 2017		
11.6.2 Annual mean levels of fine particulate matter (e.g., PM2.5 and PM10) in cities (population-weighted)	I				
11.7.1 Average share of built-up area of cities that is open to public use for all, by sex, age, and persons with disabilities	II				
11.7.2 Proportion of persons victim of physical or sexual harassment, by sex, age, disability status and place of occurrence, in the previous 12 months	II				
11.a.1 Number of countries that have national urban policies or regional development plans that (a) respond to population dynamics; (b) ensure balanced territorial development; and (c) increase local fiscal space	I	(2016) 42,1%	Ministry of Urbanism and Housing, administrative data, 2016		
11.b.1 Number of countries that adopt and implement national disaster risk reduction strategies in line with the Sendai Framework for Disaster Risk Reduction 2015-2030	II	(2015) Angola ratified the Sendai Framework Agreement for Disaster Risk Reduction 2015-2030 (2011) Disaster Risk Management Strategic Plan (2003) Law 28/03 – Civil Protection Basic Law		National Strategy for Climate Change 2020-2035 (under revision) (2020) Ratification of the Doha Amendment to the Kyoto Protocol; Ratification of the Paris Agreement (2019) Amendment to the Civil Protection Framework Law (Law 14/20) (2019) Drought Recovery Framework (DRF) 2018-2022 adopted (2018) National DRR Strategy	

Indicator	Level	Baseline	Source	Latest data	Source
11.b.2 Proportion of local governments that adopt and implement local disaster risk reduction strategies in line with national disaster risk reduction strategies	II	(2015) 44% of Provincial Governments have adopted and implemented a disaster risk reduction strategy.	MININT, administrative data, 2015	(2019) Drought Recovery Framework (DRF) 2018-2022 (2018) National Strategy for Disaster Risk Reduction 2018 FRESAN project in Huíla, Namibe and Cunene to improve provincial disaster risk management plans Cuvelai Project in Cunene to create 20 local DRR Groups	

SDG12 – RESPONSIBLE CONSUMPTION AND PRODUCTION

Indicator	Level	Baseline	Source	Latest data	Source
12.1.1 Number of countries developing, adopting or implementing policy instruments aimed at supporting the shift towards sustainable consumption and production	II			In 2020 the Environmental Sustainability Institute was created under the MCTA Angola's revised NDP 2018-2022 already includes an Environmental Sustainability Policy	NDP 2018-2022
12.2.1 Material footprint, per capita material footprint and material footprint per GDP	II	Total material footprint (tons): 99,691,842 Per capita material footprint (tons): 3.37 Material Footprint per GDP (Kg per USD of GDP): 0.90	UNEP, 2015	Total material footprint (tons): 93,809,247 Per capita material footprint (tons): 3.35 Material Footprint per GDP (Kg per USD of GDP): 1.00	UNEP, 2017
12.2.2 Domestic material consumption, domestic material consumption per capita and domestic material consumption per GDP	I	(2015) Material consumption: AOA 6,563,587 Domestic material consumption (tons): 135,524,027.44 Material consumption: 47% Domestic consumption per capita: 25%. Material consumption in relation to GDP: 47%	UNEP, 2015	(2017) Domestic Material Consumption (tons): 147,143,630.08	UNEP, 2017
12.3.1(a) Food loss index and (b) Food waste index	II				
12.4.1 Number of parties to international multilateral environmental agreements on hazardous wastes and other chemicals that meet their commitments and obligations to transmit information as required by each relevant agreement		(2015) Average compliance rate: 28.63% Presidential Decree 24/15 (approves the Regulation for the Registration and Licensing of Companies that carry out activities in the areas of waste, water and wastewater treatment) Presidential Decree 153/11 (approves the regulation that establishes the rules of production, export, re-export, and import of substances, equipment and devices that contain ozone-depleting substances)	UNEP, 2015	(2020) Average compliance rate: 25%. Basel Convention on the Control of Transboundary Movements of Hazardous Wastes and Their Disposal (Resolution 29/16; Date Ratification/Letter of Accession 3/16) Bamako Convention on the Prohibition of the Import of Hazardous Waste, the Control of Transboundary Movement of Hazardous Waste and the Management of such Waste in Africa (Resolution 34/16; Ratification/Charter of Accession 1/16) Minamata Convention on Mercury (Angola signed the text on March 27, 2019, with only the ratification process remaining)	UNEP, 2020

Indicator	Level	Baseline	Source	Latest data	Source
	I	<p>Angola ratified the Vienna Convention and the Montreal Protocol on June 11, 1998, and became a signatory party to the Protocol on May 17, 2000</p> <p>Stockholm Convention on Persistent Organic Pollutants (POPs), 2005</p> <p>2005 Rotterdam Convention on the Prior Informed Consent Procedure for Certain Hazardous Chemicals and Pesticides in World Trade</p> <p>2005 Basel Convention on the Control of Transboundary Movements of Hazardous Wastes and their Disposal, including the regional agreements concluded</p> <p>Angola acceded to the four Montreal Protocol Amendments, namely the London, Copenhagen, Montreal and Beijing Amendments, on January 25, 2011, and became a signatory party on June 21, 2011</p> <p>International Convention for the Prevention of Pollution from Ships, 1973, and the Protocol of 1978 relating thereto (MARPOL73/78) in 2001</p> <p>International Convention on Liability and Compensation for Damage Resulting from Pollution by Hazardous and Noxious Substances at Sea (HNS 96) in 2001</p>			
12.4.2 (a) Hazardous waste generated per capita; and (b) proportion of hazardous waste treated, by type of treatment	II			Ongoing activities to collect data on hazardous waste (HW). In a first phase, prioritized PR from the health, oil and gas sectors; in the second phase, the industrial sector	National Waste Agency, administrative data, 2021

Indicator	Level	Baseline	Source	Latest data	Source
12.5.1 National recycling rate, tons of recycled material	II			*(2021) 451 units of 200 liter metal drums 199 tanks of 1,000 liters 15.37 of aluminum cans 824 wooden pallets (tons) 507.5 of paperboard 106.7 HDPE 214.4 PET 14,3 plastic film 45.4 miscellaneous plastic bags 6.5 raffia bags 59.64 of general scrap 0,3 m ³ of used cooking oil 44 m ³ of used mineral oil	National Waste Agency, administrative data 2021 <i>Registration of quantities of type of recycled material between January and April 2021</i>
12.6.1 Number of companies publishing sustainability reports	II				
12.7.1 Degree of sustainable public procurement policies and action plan implementation	II				



Indicator	Level	Baseline	Source	Latest data	Source
12.8.1 Extent to which (i) global citizenship education and (ii) education for sustainable development are mainstreamed in (a) national education policies; (b) curricula; (c) teacher education; and (d) student assessment	II	Environmental Education and Awareness Program (PECA) 2001 Environment Framework Law – Law 5/98 (Article 20)		They consist of: National Education Development Plan (PNDE) – Educar Angola 2030; National Development Plan (NDP 2018-2022); Long-Term Strategy 2050; Basic Law for the Education and Teaching System – Law 32/20; Primary and Lower Secondary Education Curriculum Plan 2019; Curricular Plans for Primary and Secondary Education at the National Level. Established the Multisectoral Commission for the Reform of the Educational System, which includes the treatment of environmental, climate change and disaster risk reduction curricular contents	
		(2015) (i) Education for citizenship: 44% of the enrolled students had access to content related to (ii) Education for sustainable development: 7,703,576 students with access to content		(2019) (i) Education for citizenship: 51% of the enrolled students had access to content related to (ii) Education for sustainable development: 10,640,259 students with access to content	SIGE, 2019
12.a.1 Installed renewable energy-generating capacity in developing countries (in watts per capita)	I	(2015) 37.75% of Total Installed RE Capacity, corresponding to 960 MW of hydro Per capita value: 34.43 Watts of water RE per inhabitant (population estimated at 26,681,590 by INE)	DNE/MINEA, 2020, administrative data	(2020) 63.5% of installed RE capacity corresponding to 3,676.12 MW of hydro Per capita value: 111.73 Watts Water ER per inhabitant (population estimated at 31,127,674 by INE)	DNE/MINEA, 2020, administrative data
12.b.1 Implementation of standard accounting tools to monitor the economic and environmental aspects of tourism sustainability	I				
12.c.1 Amount of fossil fuel subsidies per unit of GDP (production and consumption)	I	(2015) 0.23% of GDP	IMF, 2015	(2017) 0.38% of GDP	IMF, 2017

SDG13 – CLIMATE ACTION

Indicator	Level	Baseline	Source	Latest data	Source
13.1.1 Number of deaths, missing persons and directly affected persons attributed to disasters per 100,000 population	II	(2015) Deaths: 0.003/100,000 inhabitants (77 cases) Missing: 0.004/100,000 pop. (99 cases) Directly affected: 0.489/100,000 pop. (13,034 cases) (population estimated at 26,681,590 by INE)	Desinventar	(2020) Deaths: 0.002/100,000 (55 cases) Missing Persons: 11.373/100,000 pop. (354,001 cases) Directly affected: 5,701/100,000 (177,443 cases) (population estimated at 31,127,674 by INE)	Desinventar
13.1.2 Number of countries adopting and implementing national disaster risk reduction strategies in line with the Sendai Framework for Disaster Risk Reduction 2015-2030	II	(2015) Angola ratified the Sendai Framework Agreement for Disaster Risk Reduction 2015-2030 (2011) Disaster Risk Management Strategic Plan (2003) Law 28/03 – Civil Protection Basic Law		National Strategy for Climate Change 2020-2035 (under revision) (2020) Ratification of the Doha Amendment to the Kyoto Protocol; Ratification of the Paris Agreement (2019) Amendment to the Civil Protection Framework Law (Law 14/20) (2019) Drought Recovery Framework (DRF) 2018-2022 adopted (2018) National Strategy for Disaster Risk Reduction	
13.1.3 Proportion of local governments that adopt and implement local disaster risk reduction strategies in line with national disaster risk reduction strategies	II	(2015) 44% of Provincial Governments have adopted and implemented a disaster risk reduction strategy.	MININT, administrative data, 2015	(2019) Drought Recovery Framework (DRF) 2018-2022 (2018) National Strategy for Disaster Risk Reduction 2018 FRESAN project in Huila, Namibe and Cunene to improve provincial disaster risk management plans Cuvelai Project in Cunene to create 20 local DRR Groups	

Indicator	Level	Baseline	Source	Latest data	Source
13.2.1 Number of countries with nationally determined contributions, long-term strategies, national adaptation plans, strategies, as reported in adaptation communications and national communications	II	ELP Angola 2025 National Strategy for Climate Change (2008) National Strategy for Forestation and Reforestation (2010) Disaster Risk Management Strategic Plan (2011) National Adaptation Programme of Action (NAPA) (2011) Initial National Communication to the UNFCCC (2012) Intended Nationally Determined Contribution Report (2015) National Action Program to Combat Desertification (2014)		ELP Angola 2050 NDC 2020-2030 (under revision) ENAC 2018-2030 (under review) 2019 Coastal Rim Adaptation Strategy/Plan Ratification of the Paris agreement and the Doha amendment (2020) Second National Communication to the UNFCCC (April 2021)	
13.2.2 Total greenhouse gas emissions per year	II	(2005) Total GHG emissions: 66,812 ktCO ₂ e (more than 95% from fossil fuel consumption)	CNI, 2012 ² MINAMB	(2015) Total GHG emissions: 100,350.657 ktCO ₂ e (70% from Agriculture, Forestry and Other Land Use (AFOLU) and 18% from the energy sector)	DNAAC/MCTA, administrative data, 2021

2 <https://unfccc.int/resource/docs/natc/agonc1.pdf>

Indicator	Level	Baseline	Source	Latest data	Source
13.3.1 Extent to which (i) global citizenship education and (ii) education for sustainable development are mainstreamed in (a) national education policies; (b) curricula; (c) teacher education; and (d) student assessment	II	Environmental Education and Awareness Program (PECA) 2001 Environment Framework Law – Law 5/98 (Article 20)		They consist of: National Education Development Plan (PNDE) – Educar Angola 2030; National Development Plan (NDP 2018-2022); Long-Term Strategy 2050; Basic Law for the Education and Teaching System – Law 32/20; Primary and Lower Secondary Education Curriculum Plan 2019; Curricular Plans for Primary and Secondary Education at the National Level. Established the Multisectoral Commission for the Reform of the Educational System, which includes the treatment of environmental, climate change and disaster risk reduction curricular contents	
		(2015) (i) Education for citizenship: 44% of the enrolled students had access to content related to (ii) Education for sustainable development: 7,703,576 students with access to content	SIGE, 2015	(2019) (i) Education for citizenship: 51% of the enrolled students had access to content related to (ii) Education for sustainable development: 10,640,259 students with access to content	SIGE, 2019
13.a.1 Amounts provided and mobilized in US dollars per year in relation to the continued existing collective mobilization goal of the \$100 billion commitment through to 2025	II				



Indicator	Level	Baseline	Source	Latest data	Source
13.b.1 Number of least developed countries and small island developing states with nationally determined contributions, long-term strategies, national adaptation plans, strategies, as reported in adaptation communications and national communications	II	ELP Angola 2025 National Strategy for Climate Change (2008) National Strategy for Forestation and Reforestation (2010) Disaster Risk Management Strategic Plan (2011) National Adaptation Programme of Action (NAPA) (2011) Initial National Communication to the UNFCCC (2012) Intended Nationally Determined Contribution Report (2015) National Action Program to Combat Desertification (2014)		ELP Angola 2050 NDC 2020-2030 (under revision) ENAC 2018-2030 (under review) 2019 Coastal Rim Adaptation Strategy/Plan Ratification of the Paris agreement and the Doha amendment (2020) Second National Communication to the UNFCCC (April 2021)	

SDG14 – LIFE BELOW WATER

Indicator	Level	Baseline	Source	Latest data	Source
14.1.1(a) Index of coastal eutrophication; and (b) plastic debris density	II	Not available for Angola	UNEP, 2020	<p>(a) In 2016, 2018, 2019 and 2020, occurrences of microalgae (Dinophyceae) blooms were recorded in Luanda Bay, associated with water eutrophication problems. In 2020, the phytoplankton composition was dominated by the Dinophyta group, with the <i>Prorocentrummicans</i> and <i>Triposfurca</i> species being the most abundant, with density values exceeding 1x10³cells/L and 1x10⁴cells/L respectively.</p> <p>(b) In 2017 and 2019, were The first ocean surveys were conducted to determine the level of micro-plastic pollution. Preliminary data indicate that the highest concentration was observed in the central and southern regions of the Angolan coast. In 2020 micro-plastic filaments were identified in the stomachs of some species of commercial interest.</p>	Reports of transboundary cruises to assess the abundance of pelagic (2017) and demersal species (2019)
14.2.1 Number of countries using ecosystem-based approaches to managing marine areas	II	Benguela Current Convention (2013)		Angola is designing its Integrated Sea Strategy (MINAGRIP) and a National Coastal and Marine Biodiversity Strategy (MCTA)	
14.3.1 Average marine acidity (pH) measured at agreed suite of representative sampling stations	II			(2017-2018) The pH was determined by spectrophotometry; the data is being analyzed by INIPM and IMR	INIPM/MINAGRIP, Reports of transboundary cruises to assess the abundance of pelagic (2017) and demersal (2019) species, 2021
14.4.1 Proportion of fish stocks within biologically sustainable levels	I			(2019) The sardinella stocks (<i>Sardinella aurita</i> and <i>Sardinella maderensis</i>) and deep-water shrimp remain at biologically sustainable levels	INIPM/MINAGRIP, Annual Report, 2019 INIPM/MINAGRIP, Reports of research cruises to assess the abundance of resources off the coast of Angola (1985-2019) (2005-2021) FAO, 2020

Indicator	Level	Baseline	Source	Latest data	Source
14.5.1 Coverage of marine protected areas in relation to marine areas	I	0%	UNEP, 2018	(2018) 0%	UNEP, 2018
				Seven Areas of Ecological or Biological Importance (AEBI) are identified, one of which is under study to become a Marine Protected Area (observed area: 150,000 ha)	MARISMA/MINAGRIP, Annual Report, 2020 INBAC/MCTA, 2020
14.6.1 Degree of implementation of international instruments aimed at combating illegal, unreported and unregulated fishing	I	Presidential Decree 284/14 – Regulation on the Measures for the Prevention, Combat and Elimination of Illegal, Unreported and Unregulated Fishing		Regulation being implemented	
14.7.1 Sustainable fisheries as a proportion of GDP in small island developing States, least developed countries, and all countries	I	*(2015) The fishing sector in total contributed about 3.5% of the GDP. The artisanal fishing sub-sector much less	World Bank, 2015	*(2020) The fishing sector contributed 2% to the GDP. The sustainable artisanal fisheries sub-sector contributed much less	World Bank, 2020
14.a.1 Proportion of total research budget allocated to marine technology research	II	* Annual budgets allocated to INIPM (for personnel costs and for goods and services): 2016: AOA 196,579,334 2017: AOA 180.507.806 2018: AOA 310.631.560	INIPM/MINAGRIP, administrative data, 2021	* Annual budgets allocated to INIPM (for personnel costs and for goods and services): 2019: AOA 306.083.315 2020 AOA 242.936.140	INIPM/MINAGRIP, administrative data, 2021
14.b.1 Degree of application of a legal/regulatory/ political/institutional framework that recognizes and protects the rights of access to small-scale fisheries	I	General Fisheries Regulation – Decree 39/05 Law 14/10 – Law of Maritime Spaces		Planning Plan for Fisheries and Aquaculture (POPA) 2018-2022 Integrated Sea Strategy (<i>in preparation</i>)	National Directorate of Fisheries/ MINAGRIP, 2021

Indicator	Level	Baseline	Source	Latest data	Source
14.c.1 Number of countries that are making progress in ratifying, accepting and implementing through legal, policy and institutional frameworks, ocean-related instruments that implement international law, as reflected in the United Nations Convention on the Law of the Sea, for the conservation and sustainable use of the oceans and their resources	II	<p>Resolution 9/06 – approves Angola’s accession to the INFOPÊCHE Agreement</p> <p>Resolution 1/06 – approves Angola’s accession to the Fishery Committee for the Eastern Central Atlantic (CECAF)</p> <p>Resolution 3/06 – approves Angola’s accession to SEAFO</p> <p>Resolution 15/15 – Angola’s accession to the Benguela Current Convention</p>		Law for the Planning and Integrated Management of Maritime Space in Angola (<i>in preparation</i>)	

SDG15 – LIFE ON LAND

Indicator	Level	Baseline	Source	Latest data	Source
15.1.1 Forest area as a proportion of total land area	I	(2015) 55.65% (69.38 million ha of forest) (2010) 57.88% (72.16 million ha of forest) (2000) 62.33% (77.71 million ha of forest) (1990) 73.58% (79.26 million ha of forest)	FAO, 2020	(2020) 53.43% (66.61 million ha of forest)	FAO, 2020
15.1.2 Proportion of sites of importance for terrestrial and freshwater biodiversity that are covered by protected areas, by ecosystem type	I	(2006) 6.6% of the territory with protected areas (2012) 12.58% of the territory with protected areas	MINAMB, 2014	(2020) 12.58% of the land surface is considered an environmental conservation area / important sites for biodiversity protection Angola has 14 terrestrial conservation areas: 9 national parks, 1 regional park, 4 reserves (2 partial, 2 integral). Excluded from these conservation areas are the game reserves of Ambriz in Bengo (1,125 km ²) and Milando in Malanje (with 6,150 km ²).	INBAC/MCTA, administrative data, 2020
15.2.1 Progress toward sustainable forest management	I	Executive Decree 535/15 – Internal Regulations of the Institute of Forestry Development (IDF) and the Inspection Department for the sustainable management of forest resources GEF-5 charcoal value chains project National Forest Inventory (NFI) started in 2008		Presidential Decree 171/18 – Forestry Regulation Preliminary results of the NFI (2017) Charcoal Value Chain Project funded by GEF (UNDP) Sustainable land and forest management project, field schools (ECAS) present in the country for more than 15 years (FAO)	
15.3.1 Proportion of land that is degraded over total land area	I			(2018) Degraded land: 250,920.8 km ² (20.21%) Improved land: 516,691.9 km ² (41.63% of the country's total area) Stable land: 462,416.9 km ² (37.25%) Land with no data: 11,237.6 km ² (0.91%)	MINAMB/UNCCD, 2018

Indicator	Level	Baseline	Source	Latest data	Source
15.4.1 Coverage by protected areas of important sites for mountain biodiversity	I			*(2021) 0% Scientific studies for the extension of the network of environmental conservation areas in mountain forests: Morro do Môco (138.53 km ²); Cumbira Forest (224.52 km ²); Serra do Pingano (2,838 km ²)	INBAC/MCTA, administrative data, 2021
15.4.2 Mountain Green Cover Index	I				
15.5.1 Red List Index	I	(2004) 134 animal species on the red list; 17 Plants at risk;	MINAMB, 2014	(2019) 150 species on the red list, of which: Extinct 3, Endangered 29, Vulnerable 100 and Invasive 18	MINAMB, 2019
		(2008) 97 endangered plants in 2008	Angola National Botanical Center-UAN, administrative data, 2018	(2018) 115 Threatened Plant Species in Angola	Angola National Botanical Center-UAN, administrative data, 2018
15.6.1 Number of countries that have adopted legislative, administrative and policy frameworks to ensure fair and equitable benefit sharing	I	National Biodiversity Strategy and Action Plan for Angola (2007-2012)		Angola's National Biodiversity Strategy and Action Plan (2019-2025)	
15.7.1 Proportion of traded wildlife that was poached or illicitly trafficked	II			*(2020) No. of seizures of wildlife specimens obtained illegally for the purpose of being traded: - 1,231.76 kg of ivory (=300 elephants) - 1,185.5 kg pangolin scales (=250 pangolins) - 29.5 kg rhino horns (=15 rhinos) - 1.8 kg alligator skin (=1 alligator) - 1.5 kg leopard skin (= 1 leopard) - 4.5 kg of Cabinda wood - 17 kg medicinal roots (Nlondo Nlondo= <i>Mondia whitei</i> Sp)	INBAC/MCTA, administrative data, 2020

Indicator	Level	Baseline	Source	Latest data	Source	
				Main animal species poached in Angola and intensity of poaching (0 to 10): Bambi (<i>Sylvicapra grimmia</i>): intensity 8, for meat Elephant (<i>Loxodonta africana</i>): intensity 4, ivory hair Golungo (<i>Tragelaphus scriptus</i>): intensity 8, for the meat Boa boa (<i>Boa</i> sp): intensity 1, for the meat, skin and fat Wild boar (<i>Potamochoerus porcus</i>): intensity 6, for the meat Leopard (<i>Panthera Pardus</i>): intensity 4, by skin Lunate monkey (<i>Cercopithecus ascanius</i>): intensity 5, for the meat Grey monkey (<i>Cercopithecus aethiops</i>): intensity 4, for meat and pets Pacaça (<i>Syncerus caffer nanus</i>): intensity 8, for the meat Paca or reed mice (<i>Thryonomys swinderianus</i>): intensity 8, for the meat Giant Sable Antelope (<i>Hippotragus niger variani</i>): intensity 6, for the meat Seixa (<i>Cephalophus monticola</i>): intensity 8, for the meat Forest Hedgehog (<i>Hystrix Athenus</i>): intensity 5, for the meat Pangolin (<i>Pangolim</i> sp): intensity 8, for the scale		
15.8.1 Proportion of countries adopting relevant national legislation and adequately resourcing the prevention or control of invasive alien species	I	Environment Framework Law – Law 5/98		Law 8/20 – Environmental Conservation Areas Law Executive Decree 252/18, which approves the Red List of Species of Angola Presidential Decree 26/20, which approves the Strategy and Action Plan for Biodiversity in Angola		
15.9.1(a) Number of countries that have established national targets in accordance with or similar to the Aichi Biodiversity Target 2 of the Strategic Plan for Biodiversity 2011-2020 in their national biodiversity strategy and action plans and reported progress against these targets; and (b) integration of biodiversity into national accounting and reporting systems, defined as the implementation of the Environmental-Economic Accounting System	I/II	National Biodiversity Strategy and Action Plan for Angola (2007-2012)		Angola's National Biodiversity Strategy and Action Plan (2019-2020) National Development Plan 2018-2022 (revised)		

Indicator	Level	Baseline	Source	Latest data	Source
15.a.1(a) Official development assistance on conservation and sustainable use of biodiversity; and (b) revenue generated and funding mobilized from biodiversity-relevant economic instruments	I	a) Official development assistance and public expenditure for research on sustainable management and forestry for 2018 is AOA 41,000,000 from the Angolan Government (equivalent to USD 250,000) and about USD 4,000,000 from the International Fund for Agricultural Development (IFAD)	MINAMB, administrative data, 2018	a) Official development assistance from GEF and LDCF for biodiversity conservation and sustainable use is USD 37,398,634 from GEF for an 11-year period (2017-2028) Palanca Project 2019 (USD 90,000 / AOA 1,750,000) Expansion and Strengthening of Conservation Areas 2017-2022 (USD 5,800,000 (GEF 5) USD 15,000,000) Creation of Marine Conservation Area 2020-2023 (USD 1,776,484 (GEF 6), 10,568,440 USD) Combating Illegal Wildlife Trade and Human-Wildlife Conflict 2019-2025 (USD 4,103,800 (GEF6) USD 20,604,734) Strengthening Climate Resilience and Biodiversity Management in Conservation Areas 2021-2028 (USD 14,818,349 (GEF) Raein Africa (Institutional Capacity Building Project for the Detention of Genetically Modified Bodies) 2017-2021 (USD 150,000 - USD 2,000,000) BCLME Projects under the Benguela Current Convention 2017-2022 (USD 10,900,000)	INBAC/MCTA, administrative data, 2020 GEF website
15.b.1(a) Official development assistance on conservation and sustainable use of biodiversity; and (b) revenue generated and funding mobilized from biodiversity-relevant economic instruments	I	Official development assistance and public expenditure for research on sustainable management and forestry for 2018 is AOA 41,000,000 from the Angolan government (equivalent to USD 250,000) and about USD 4,000,000 from the International Fund for Agricultural Development (IFAD)	MINAMB, administrative data, 2018	a) Official development assistance from GEF and LDCF for biodiversity conservation and sustainable use is USD 37,398,634 from GEF for an 11-year period (2017-2028) Palanca Project 2019 (USD 90,000 / AOA 1,750,000) Expansion and Strengthening of Conservation Areas 2017-2022 (USD 5,800,000 (GEF 5) USD 15,000,000) Creation of Marine Conservation Area 2020-2023, (USD 1,776,484 (GEF 6), USD 10,568,440) Combating Illegal Wildlife Trade and Human-Wildlife Conflict 2019-2025 (USD 4,103,800 (GEF6) USD 20,604,734) Strengthening Climate Resilience and Biodiversity Management in Conservation Areas 2021-2028 (USD 14,818,349 (GEF) Raein Africa (Institutional Capacity Building Project for the Detention of Genetically Modified Bodies) 2017-2021 (USD 150,000 USD 2,000,000) BCLME Projects under the Benguela Current Convention 2017-2022 (USD 10,900,000)	INBAC/MCTA, administrative data, 2020 GEF website

Indicator	Level	Baseline	Source	Latest data	Source
15.c.1 Proportion of traded wildlife that was poached or illicitly trafficked	II			<p>*(2020)</p> <p>No. of seizures of wildlife specimens obtained illegally for the purpose of being traded:</p> <ul style="list-style-type: none"> - 1,231.76 kg of ivory (=300 elephants) - 1,185.5 kg pangolin scales (=250 pangolins) - 29.5 kg rhino horns (=15 rhinos) - 1.8 kg alligator skin (=1 alligator) - 1.5 kg leopard skin (= 1 leopard) - 4.5 kg of Cabinda wood - 17 kg medicinal roots (NLondo NLondo= Mondia whitei Sp) <p>Main animal species poached in Angola and intensity of poaching (0 to 10):</p> <ul style="list-style-type: none"> Bambi (<i>Sylvicapra grimmia</i>): intensity 8, for meat Elephant (<i>Loxodonta africana</i>): intensity 4, ivory hair Golungo (<i>Tragelaphus scriptus</i>): intensity 8, for the meat Boa boa (<i>Boa sp</i>): intensity 1, for the meat, skin and fat Wild boar (<i>Potamochoerus porcus</i>): intensity 6, for the meat Leopard (<i>Panthera Pardus</i>): intensity 4, by skin Lunate monkey (<i>Cercopithecus ascanius</i>): intensity 5, for the meat Grey monkey (<i>Cercopithecus aethiops</i>): intensity 4, for meat and pets Pacaça (<i>Syncerus caffer nanus</i>): intensity 8, for the meat Paca or reed mice (<i>Thryonomys swinderianus</i>): intensity 8, for the meat Giant Sable Antelope (<i>Hippotragus niger variani</i>): intensity 6, for the meat Seixa (<i>Cephalophus monticola</i>): intensity 8, for the meat Forest Hedgehog (<i>Hystrix Athenuns</i>): intensity 5, for the meat Pangolin (<i>Pangolim sp</i>): intensity 8, for the scale 	INBAC/MCTA, administrative data, 2020

SDG16 – PEACE, JUSTICE AND STRONG INSTITUTIONS

Indicator	Level	Baseline	Source	Latest data	Source
16.1.1 Number of victims of intentional homicide per 100,000 population, by sex and age	II	* (2016) Angola: 4.5/100,000 pop. Men: 8.7/100,000 pop. Women: 0.6/100,000 pop.	MJDH, administrative data, 2016	* (2021) Total victims: 59 Male: 49 Female: 10 Adults: 47 Under 12	Superior Council of the Judiciary, administrative data, 2021 <i>Reported cases</i>
16.1.2 Conflict-related deaths per 100,000 population, by sex, age, and cause	II				
16.1.3 Proportion of population subjected to (a) physical violence, (b) psychological violence, and (c) sexual violence in the previous 12 months	II	* (2015) a) Physical violence (women 15-49 years old): Angola 21.7 15-19: 16,2% 20-24: 25,4% 25-29: 23,7% 30-39: 23,9% 40-49: 19,5% Sexual violence (women 15-49 years old): Angola 4.8%. 15-19: 1,9% 20-24: 6,6% 25-29: 5,9% 30-39: 5,9% 40-49: 3,9%	INE, 2017 (IIMS 2015-2016)	* (2020) 5,704 occurrences, highlighting: - parental escape 2.373 - exploitation of child labor 1,288 - negligence 614	MASFAMU, 2020 Yearbook <i>Children victims of violence by registered cases</i>

Indicator	Level	Baseline	Source	Latest data	Source
16.1.4 Proportion of the population who feel safe walking alone in the area where they live	II			(2020) Angola: 65.9%. Men: 66.1%. Women: 65.7%. Age Groups: 15-24 years old: 66.3%. 25-34 years old: 63.4%. 35-44 years old: 63.3%. 45-54 years old: 68.2%. 55-64 years old: 72.1%. 65 or older: 69.9%	INE, Public Safety Information Brochure, 2020 <i>Percentage that feel very safe/reasonably safe</i>
16.2.1 Proportion of children aged 1 to 17 years who have experienced any physical punishment and/or psychological aggression by caregivers in the past month	II			*(2021) Physical violence: 18,291 children Psychological violence: 2,240 children	MASFAMU, administrative data, 2021
16.2.2 Number of victims of human trafficking per 100,000 population, by sex, age, and form of exploitation	II	(2015) Total victims: 0.30 per 100,000 population. Male: 0.17 / Female: 0.17 / Adults: 0.14 / Minors: 0.15	MJDH(CICTSH), administrative data, 2015-2017	(2019) Total victims: 0.09/100,000 pop. Male: 0.02/100,000 pop. Female gender: 0.06/100,000 pop. Adults: 0.006/100,000 pop. Smallest: 0.08/100,000 pop.	MJDH(CICTSH), 2019
16.2.3 Proportion of young women and men aged 18-29 who experienced sexual violence at age 18	II	(2015) Sexual violence between 20-24 years old: 5.3%. Sexual violence among 25-29 year-olds: 2.8%.	INE, 2017 (IIMS 2015-2016)	(2020) Women: 2,117	MININT, administrative data, 2020
16.3.1 Proportion of victims of violence in the previous 12 months who reported their victimization to the competent authorities or other officially recognized conflict resolution mechanisms	II	(2015) 7,1%	INE, 2017 (IIMS 2015-2016)		
16.3.2 Unsensetenced detainees as a proportion of overall prison population	I	(2016) 52%	MININT, administrative data, 2016 <i>Unsensetenced detainees</i>	(2020) Detained: 10,741 Sentenced: 14,552 Grand total: 25,293	Attorney General's Office, administrative data, 2021

Indicator	Level	Baseline	Source	Latest data	Source
16.3.3 Proportion of the population who have experienced a dispute in the past two years and accessed a formal or informal dispute resolution mechanism, by type of mechanism	II				
16.4.1 Total value of inward and outward illicit financial flows (in current US dollars)	II	*(2013-2015 average) 3.9% of GDP USD 4.9 billion	Ndikumana and Boyce (2018).	*(2018) Related to commodities trade: 1.7 billion 1.5% of GDP	Ndikumana and Boyce (2018).
16.4.2 Proportion of seized, found or surrendered arms whose illicit origin or context has been traced or established by a competent authority in accordance with international instruments	II	*(2016) 2.877	MININT, administrative data, 2016	*(2020) Weapons of various calibers: 1,418 Chargers: 658 Ammunition: 9,266	MININT, administrative data, 2020 <i>Number of seized weapons</i>
16.5.1 Proportion of people who had at least one contact with a public official and who paid a bribe to a public official, or who were asked for a bribe by those public officials, during the previous 12 months	II			(2020) Angola 2.5%. Men: 2.4%. Women: 2.5%. Urban residence: 3.1%. Rural residence: 1.4%.	INE, Public Safety Information Brochure, 2020
16.5.2 Proportion of businesses that had at least one contact with a public official and paid a bribe to a public official, or were asked to pay by those public officials, in the last 12 months	I				
16.6.1 Primary government expenditure as a proportion of original approved budget, by sector (or by budget codes or similar)	II	(2016) 91,7%	MEP, administrative data, 2016		
16.6.2 Proportion of population satisfied with their last experience of public services	II				

Indicator	Level	Baseline	Source	Latest data	Source
16.7.1 Proportions of positions in national and local institutions, including (a) the legislatures; (b) the public service; and (c) the judiciary, compared to national distributions, by sex, age, persons with disabilities, and population groups	I/II				
16.7.2 Proportion of population who believe that decision making is inclusive and sensitive, by sex, age, disability, and population group	II				
16.8.1 Proportion of member and voting rights of developing countries in international organizations	I			In 2021, Angola has voting rights in: - United Nations General Assembly - United Nations Economic and Social Council - International Monetary Fund - International Bank for Reconstruction and Development - International Finance Corporation - African Development Bank - World Trade Organization	
16.9.1 Proportion of children under 5 years of age whose births have been registered with a civil authority, by age	I	(2015) Angola: 25%. Men: 24.8%. Women: 25.2%. Urban residence: 32.9%. Rural residence: 13.6%.	INE, 2017 (IIMS 2015-2016)	(2021) Angola: 38.3%. Men: 38.5%. Women: 38.1%. Urban: 46.5%. Rural: 26.2%.	INE, Profile of the Child (2018-2019)
16.10.1 Number of verified cases of killing, kidnapping, enforced disappearance, arbitrary detention and torture of journalists, associated media personnel, trade unionists and human rights defenders in the previous 12 months	II	(2015) No registered/confirmed cases	MININT/MASFAMU, administrative data, 2015	(2021) No registered/confirmed cases	MININT/MASFAMU, administrative data, 2021
16.10.2 Number of countries that adopt and implement constitutional, statutory and/or policy guarantees for public access to information	I				

Indicator	Level	Baseline	Source	Latest data	Source
16.a.1 Existence of independent national human rights institutions in accordance with the Paris Principles	I			Existence of the Ombudsman, whose statute (updated in 2020) is in line with the Paris Principles, with only the accreditation process still to be completed. It is part of several international NHRI alliances	
16.b.1 Proportion of the population who reported feeling personally discriminated against or harassed in the previous 12 months on a ground of discrimination prohibited under international human rights law	II				



Indicator	Level	Baseline	Source	Latest data	Source
17.4.1 Debt service as a proportion of exports of goods and services	I	(2015) 21.4% of exports of goods and services	BNA, External Statistics	(2019) 29.7% of exports of goods and services	BNA, External Statistics
17.5.1 Number of countries that adopt and implement investment promotion regimes for developing countries, including the least developed countries	II				
17.6.1 Fixed Internet broadband subscriptions per 100 population, by speed	I			*(2020) Less than 50% of the population with Internet access	SIMTIC/MINTTICS, administrative data, 2020
17.7.1 Total amount of funding for developing countries to promote the development, transfer, dissemination and diffusion of environmentally sound technologies	II				
17.8.1 Proportion of individuals using the Internet	I	*(2015) Men (15-49 years): 37%. Women (15-49 years old): 18%.	INE, 2017 (IIMS 2015-2016)	*(2020) Less than 50% of the population has access to the Internet	SIMTIC/MINTTICS, administrative data, 2020
17.9.1 Dollar value of financial and technical assistance (including through North-South, South-South and triangular cooperation) committed to developing countries	I				
17.10.1 Worldwide weighted tariff-average	I				
17.11.1 Developing countries' and least developed countries' share of global exports	I			(2019) Angola's share in global merchandise trade: 0.18%; LDCs: 1.01%; developing economies (excluding LDCs): 44.16%. (2020) Angola's share in global merchandise trade: 0.12%; LDCs: 0.98%; developing economies (excluding LDCs): 44.86%	UNCTAD Stats

Indicator	Level	Baseline	Source	Latest data	Source
17.12.1 Weighted average tariffs faced by developing countries, least developed countries, and small island developing States	I			(2019) Weighted average rate applied to Angola was 6.52%.	World Bank
17.13.1 Macroeconomic Dashboard	II				
17.14.1 Number of countries with mechanisms in place to enhance policy coherence of sustainable development	II			Interministerial and sectoral processes for coordination of development aid established	UNCTAD Least Developed Countries report 2019
17.15.1 Extent of use of country-owned results frameworks and planning tools by providers of development cooperation	II				
17.16.1 Number of countries reporting progress of multi-stakeholder development effectiveness monitoring frameworks that support the achievement of the Sustainable Development Goals	II				
17.17.1 Amount in US dollars committed to public-private partnerships for infrastructure	II				
17.18.1 Statistical capacity indicator for monitoring the Sustainable Development Goals	II				
17.18.2 Number of countries that have national statistical legislation that complies with the fundamental principles of official statistics	I	Presidential Decree 27/17 – approves the Organic Statute of the National Institute of Statistics Presidential Decree 28/17 – approves the Regulation of Official Statistical Activity and Collection Direct and Coercive Data			

Indicator	Level	Baseline	Source	Latest data	Source
17.18.3 Number of countries with a national statistical plan that is fully funded and under implementation, by source of funding	I	Angola's INE has a five-year cooperation project, financed by the World Bank			
17.19.1 Dollar value of all resources made available to strengthen statistical capacity in developing countries	I				
17.19.2 Proportion of countries that (a) have conducted at least one population and housing census in the last 10 years; and (b) have achieved 100% birth registration and 80% death registration	I	a) Angola held the RGPH 2014		The process of massification of the Civil Registry and attribution of the Identity Card is underway, with 2,179,313 registrations having already been made in the period from November 2019 to December 2020	MJDH, administrative data, 2020

Notes: *: Proxy data. Grey fill: repeated indicators.



ANNEX 3

TARGETS OF THE SDGS

SDG 1

TARGETS

- 1.1 By 2030, eradicate **extreme poverty** for all people everywhere, currently measured as people living on less than \$1.25 a day
- 1.2 By 2030, reduce at least by half the proportion of men, women and children of all ages living **in poverty in all its dimensions** according to national definitions
- 1.3 Implement nationally appropriate **social protection** systems and measures for all, including floors, and by 2030 achieve substantial coverage of the poor and the vulnerable
- 1.4 By 2030, ensure that all men and women, in particular the poor and the vulnerable, have equal rights to economic **resources**, as well as access to basic services, ownership and control over land and other forms of property, inheritance, natural resources, appropriate new technology and financial services, including microfinance
- 1.5 By 2030, build the **resilience of the poor** and those in vulnerable situations and reduce their exposure and vulnerability to climate-related extreme events and other economic, social and environmental shocks and disasters
- 1.a Ensure significant mobilization of **resources** from a variety of sources, including through enhanced development cooperation, in order to provide adequate and predictable means for developing countries, in particular least developed countries, to implement programmes and policies to end poverty in all its dimensions
- 1.b Create sound **policy frameworks** at the national, regional and international levels, based on pro-poor and gender-sensitive development strategies, to support accelerated investment in poverty eradication actions



SDG 2

TARGETS

- 2.1 By 2030, end hunger and ensure access by all people, in particular the poor and people in vulnerable situations, including infants, to safe, nutritious and sufficient **food** all year round
- 2.2 By 2030, **end all forms of malnutrition**, including achieving, by 2025, the internationally agreed targets on stunting and wasting in children under 5 years of age, and address the nutritional needs of adolescent girls, pregnant and lactating women and older persons
- 2.3 By 2030, **double the agricultural productivity** and incomes of small-scale food producers, in particular women, indigenous peoples, family farmers, pastoralists and fishers, including through secure and equal access to land, other productive resources and inputs, knowledge, financial services, markets and opportunities for value addition and non-farm employment
- 2.4 By 2030, ensure **sustainable food production systems** and implement resilient agricultural practices that increase productivity and production, that help maintain ecosystems, that strengthen capacity for adaptation to climate change, extreme weather, drought, flooding and other disasters and that progressively improve land and soil quality
- 2.5 By 2020, maintain the **genetic diversity** of seeds, cultivated plants and farmed and domesticated animals and their related wild species, including through soundly managed and diversified seed and plant banks at the national, regional and international levels, and promote access to and fair and equitable sharing of benefits arising from the utilization of genetic resources and associated traditional knowledge, as internationally agreed
- 2.a **Increase investment**, including through enhanced international cooperation, in rural infrastructure, agricultural research and extension services, technology development and plant and livestock gene banks in order to enhance agricultural productive capacity in developing countries, in particular least developed countries
- 2.b **Correct and prevent trade restrictions and distortions** in world agricultural markets, including through the parallel elimination of all forms of agricultural export subsidies and all export measures with equivalent effect, in accordance with the mandate of the [Doha Development Round](#)
- 2.c Adopt measures to ensure the **proper functioning of food commodity markets** and their derivatives and facilitate timely access to market information, including on food reserves, in order to help limit extreme food price volatility

SDG 3

TARGETS

- 3.1 By 2030, **reduce the global maternal mortality ratio** to less than 70 per 100,000 live births
- 3.2 By 2030, **end preventable deaths of newborns and children under 5 years of age**, with all countries aiming to reduce neonatal mortality to at least as low as 12 per 1,000 live births and under5 mortality to at least as low as 25 per 1,000 live births
- 3.3 By 2030, **end the epidemics of AIDS, tuberculosis, malaria and neglected tropical diseases** and combat hepatitis, water-borne diseases and other communicable diseases
- 3.4 By 2030, **reduce by one third premature mortality from non-communicable diseases** through prevention and treatment and promote mental health and well-being
- 3.5 Strengthen the **prevention and treatment of substance abuse**, including narcotic drug abuse and harmful use of alcohol
- 3.6 By 2020, **halve** the number of global **deaths and injuries from road traffic accidents**
- 3.7 By 2030, ensure **universal access to sexual and reproductive health-care services**, including for family planning, information and education, and the integration of reproductive health into national strategies and programmes
- 3.8 Achieve **universal health coverage**, including financial risk protection, access to quality essential health-care services and access to safe, effective, quality and affordable essential medicines and vaccines for all
- 3.9 By 2030, substantially **reduce the number of deaths and illnesses from hazardous chemicals and air, water and soil pollution and contamination**
- 3.a Strengthen the implementation of the **World Health Organization Framework Convention on Tobacco Control** in all countries, as appropriate
- 3.b Support the research and development of **vaccines and medicines for the communicable and non-communicable diseases** that primarily affect developing countries, provide access to affordable essential medicines and vaccines, in accordance with the [Doha Declaration on the TRIPS Agreement and Public Health](#), which affirms the right of developing countries to use to the full the provisions in the Agreement on Trade-Related Aspects of Intellectual Property Rights regarding flexibilities to protect public health, and, in particular, provide access to medicines for all
- 3.c **Substantially increase health financing** and the recruitment, development, training and retention of the health workforce in developing countries, especially in least developed countries and small island developing States
- 3.d Strengthen the **capacity** of all countries, in particular developing countries, for **early warning, risk reduction and management of national and global health risks**

SDG 4

TARGETS

- 4.1 By 2030, ensure that all girls and boys complete free, equitable and quality **primary and secondary education** leading to relevant and effective learning outcomes
- 4.2 By 2030, ensure that all girls and boys have access to quality early childhood development, care and **pre-primary education** so that they are ready for primary education
- 4.3 By 2030, ensure equal access for all women and men to affordable and quality technical, **vocational and tertiary education**, including university
- 4.4 By 2030, substantially increase the number of youth and adults who have **relevant skills**, including technical and vocational skills, for employment, decent jobs and entrepreneurship
- 4.5 By 2030, **eliminate gender disparities in education** and ensure equal access to all levels of education and vocational training for the vulnerable, including persons with disabilities, indigenous peoples and children in vulnerable situations
- 4.6 By 2030, ensure that all youth and a substantial proportion of adults, both men and women, **achieve literacy and numeracy**
- 4.7 By 2030, ensure that all learners acquire the knowledge and skills needed to promote sustainable development, including, among others, through **education for sustainable development** and sustainable lifestyles, human rights, gender equality, promotion of a culture of peace and non-violence, global citizenship and appreciation of cultural diversity and of culture's contribution to sustainable development
- 4.a Build and upgrade **education facilities** that are child, disability and gender sensitive and provide safe, non-violent, inclusive and effective learning environments for all
- 4.b By 2020, substantially expand globally the number of **scholarships available to developing countries**, in particular least developed countries, small island developing States and African countries, for enrolment in higher education, including vocational training and information and communications technology, technical, engineering and scientific programmes, in developed countries and other developing countries
- 4.c By 2030, substantially increase the supply of **qualified teachers**, including through international cooperation for teacher training in developing countries, especially least developed countries and small island developing States



SDG 5

TARGETS

5.1 **End all forms of discrimination against all women and girls** everywhere

5.2 **Eliminate all forms of violence against all women and girls** in the public and private spheres, including trafficking and sexual and other types of exploitation

5.3 **Eliminate all harmful practices**, such as child, early and forced marriage and female genital mutilation

5.4 Recognize and value **unpaid care and domestic** work through the provision of public services, infrastructure and social protection policies and the promotion of shared responsibility within the household and the family as nationally appropriate

5.5 Ensure women's full and effective **participation and equal opportunities for leadership** at all levels of decision-making in political, economic and public life

5.6 Ensure **universal access to sexual and reproductive health** and reproductive rights as agreed in accordance with the [Programme of Action of the International Conference on Population and Development](#) and the [Beijing Platform for Action](#) and the outcome documents of their review conferences

5.a Undertake reforms to give women **equal rights to economic resources**, as well as access to ownership and control over land and other forms of property, financial services, inheritance and natural resources, in accordance with national laws

5.b Enhance the use of **enabling technology**, in particular information and communications technology, to promote the empowerment of women

5.c Adopt and strengthen **sound policies and enforceable legislation** for the promotion of gender equality and the empowerment of all women and girls at all levels



SDG 6

TARGETS

- 6.1 By 2030, achieve **universal and equitable access to safe and affordable drinking water** for all
- 6.2 By 2030, achieve **access to adequate and equitable sanitation and hygiene** for all and end open defecation, paying special attention to the needs of women and girls and those in vulnerable situations
- 6.3 By 2030, **improve water quality** by reducing pollution, eliminating dumping and minimizing release of hazardous chemicals and materials, halving the proportion of untreated wastewater and substantially increasing recycling and safe reuse globally
- 6.4 By 2030, **substantially increase water-use efficiency** across all sectors and ensure sustainable withdrawals and supply of freshwater to address water scarcity and substantially reduce the number of people suffering from water scarcity
- 6.5 By 2030, implement **integrated water resources management** at all levels, including through transboundary cooperation as appropriate
- 6.6 By 2020, **protect and restore water-related ecosystems**, including mountains, forests, wetlands, rivers, aquifers and lakes
- 6.a By 2030, expand international cooperation and **capacity-building support to developing countries in water- and sanitation-related activities and programmes**, including water harvesting, desalination, water efficiency, wastewater treatment, recycling and reuse technologies
- 6.b Support and strengthen the **participation of local communities** in improving water and sanitation management

SDG 7

TARGETS

7.1 By 2030, ensure **universal access** to affordable, reliable and modern energy services

7.2 By 2030, increase substantially the share of **renewable energy** in the global energy mix

7.3 By 2030, double the global rate of improvement in **energy efficiency**

7.a By 2030, enhance **international cooperation to facilitate access** to clean energy research and technology, including renewable energy, energy efficiency and advanced and cleaner fossil-fuel technology, and promote **investment in energy infrastructure** and clean energy technology

7.b By 2030, expand **infrastructure** and upgrade **technology** for supplying modern and sustainable energy services for all in developing countries, in particular least developed countries, small island developing States and landlocked developing countries, in accordance with their respective programmes of support



SDG 8

TARGETS

- 8.1 Sustain **per capita economic growth** in accordance with national circumstances and, in particular, at least 7 per cent gross domestic product growth per annum in the least developed countries
- 8.2 Achieve higher levels of economic productivity through **diversification, technological upgrading and innovation**, including through a focus on high-value added and labour-intensive sectors
- 8.3 Promote development-oriented **policies** that support **productive activities, decent job creation, entrepreneurship, creativity and innovation**, and encourage the formalization and growth of micro-, small- and medium-sized enterprises, including through access to financial services
- 8.4 Improve progressively, through 2030, **global resource efficiency in consumption and production** and endeavour to decouple economic growth from environmental degradation, in accordance with the 10Year Framework of Programmes on Sustainable Consumption and Production, with developed countries taking the lead
- 8.5 By 2030, achieve full and productive **employment and decent work** for all women and men, including for young people and persons with disabilities, and equal pay for work of equal value
- 8.6 By 2020, substantially **reduce** the proportion of **youth not in employment, education or training**
- 8.7 Take immediate and effective measures to **eradicate forced labour, end modern slavery and human trafficking** and secure the prohibition and elimination of the worst forms of **child labour**, including recruitment and use of child soldiers, and by 2025 end child labour in all its forms
- 8.8 Protect **labour rights** and promote safe and secure working environments for all workers, including migrant workers, in particular women migrants, and those in precarious employment
- 8.9 By 2030, devise and implement policies to promote **sustainable tourism** that creates jobs and promotes local culture and products
- 8.10 Strengthen the capacity of domestic financial institutions to encourage and expand **access to banking**, insurance and financial services for all
- 8.a Increase **Aid for Trade** support for developing countries, in particular least developed countries, including through the Enhanced Integrated Framework for Trade-related Technical Assistance to Least Developed Countries ([EIF](#))
- 8.b By 2020, develop and operationalize a **global strategy for youth employment** and implement the [Global Jobs Pact](#) of the International Labour Organization

SDG 9

TARGETS

- 9.1 Develop **quality, reliable, sustainable and resilient infrastructure**, including regional and transborder infrastructure, to support economic development and human well-being, with a focus on affordable and equitable access for all
- 9.2 Promote **inclusive and sustainable industrialization** and, by 2030, significantly raise industry's share of employment and gross domestic product, in line with national circumstances, and double its share in least developed countries
- 9.3 Increase the **access** of small-scale industrial and other enterprises, in particular in developing countries, to **financial services**, including affordable credit, and their integration into value chains and markets
- 9.4 By 2030, **upgrade infrastructure and retrofit industries** to make them sustainable, with increased resource-use efficiency and greater adoption of clean and environmentally sound technologies and industrial processes, with all countries taking action in accordance with their respective capabilities
- 9.5 **Enhance scientific research, upgrade the technological capabilities** of industrial sectors in all countries, in particular developing countries, including, by 2030, **encouraging innovation** and substantially increasing the number of research and development workers per 1 million people and public and private research and development spending
- 9.a Facilitate **sustainable and resilient infrastructure development in developing countries** through enhanced financial, technological and technical support to African countries, least developed countries, landlocked developing countries and small island developing States
- 9.b Support **domestic technology development, research and innovation in developing countries**, including by ensuring a conducive policy environment for, inter alia, industrial diversification and value addition to commodities
- 9.c Significantly increase **access to information and communications technology** and strive to provide universal and affordable access to the Internet in least developed countries by 2020



SDG 10

TARGETS

10.1 By 2030, progressively achieve and sustain **income growth** of the bottom 40 per cent of the population at a rate higher than the national average

10.2 By 2030, empower and promote the **social, economic and political inclusion** of all, irrespective of age, sex, disability, race, ethnicity, origin, religion or economic or other status

10.3 Ensure **equal opportunity** and reduce inequalities of outcome, including by eliminating discriminatory laws, policies and practices and promoting appropriate legislation, policies and action in this regard

10.4 Adopt **policies**, especially fiscal, wage and social protection policies, and progressively achieve greater equality

10.5 Improve the regulation and monitoring of global financial markets and institutions and strengthen the implementation of such regulations

10.6 Ensure **enhanced representation and voice for developing countries** in decision-making in global international economic and financial institutions in order to deliver more effective, credible, accountable and legitimate institutions

10.7 Facilitate orderly, safe, regular and responsible **migration and mobility of people**, including through the implementation of planned and well-managed migration policies

10.a Implement the principle of **special and differential treatment for developing countries**, in particular least developed countries, in accordance with World Trade Organization agreements

10.b Encourage **official development assistance** and financial flows, including foreign direct investment, to States where the need is greatest, in particular least developed countries, African countries, small island developing States and landlocked developing countries, in accordance with their national plans and programmes

10.c By 2030, **reduce** to less than 3 per cent the **transaction costs of migrant remittances** and eliminate remittance corridors with costs higher than 5 per cent

SDG 11

TARGETS

11.1 By 2030, ensure access for all to **adequate, safe and affordable housing** and basic services and upgrade slums

11.2 By 2030, provide access to **safe, affordable, accessible and sustainable transport** systems for all, improving road safety, notably by expanding public transport, with special attention to the needs of those in vulnerable situations, women, children, persons with disabilities and older persons

11.3 By 2030, enhance **inclusive and sustainable urbanization** and capacity for participatory, integrated and sustainable human settlement planning and management in all countries

11.4 Strengthen efforts to **protect and safeguard the world's cultural and natural heritage**

11.5 By 2030, significantly **reduce** the number of deaths and the number of people affected and substantially decrease the direct economic losses relative to global gross domestic product caused by **disasters**, including water-related disasters, with a focus on protecting the poor and people in vulnerable situations

11.6 By 2030, **reduce the adverse per capita environmental impact of cities**, including by paying special attention to air quality and municipal and other waste management

11.7 By 2030, provide universal **access to safe, inclusive and accessible, green and public spaces**, in particular for women and children, older persons and persons with disabilities

11.a Support positive economic, social and environmental **links between urban, peri-urban and rural areas** by strengthening national and regional development planning

11.b By 2020, substantially increase the number of cities and human settlements adopting and **implementing integrated policies and plans** towards inclusion, resource efficiency, mitigation and adaptation to climate change, resilience to disasters, and develop and implement, in line with the Sendai Framework for Disaster Risk Reduction 2015–2030, holistic disaster risk management at all levels

11.c Support least developed countries, including through financial and technical assistance, in building **sustainable and resilient buildings** utilizing local materials

SDG 12

TARGETS

- 12.1 Implement the [10Year Framework of Programmes on Sustainable Consumption and Production Patterns](#), all countries taking action, with developed countries taking the lead, taking into account the development and capabilities of developing countries
- 12.2 By 2030, achieve the **sustainable management and efficient use of natural resources**
- 12.3 By 2030, **halve per capita global food waste** at the retail and consumer levels and reduce food losses along production and supply chains, including post-harvest losses
- 12.4 By 2020, achieve the **environmentally sound management of chemicals and all wastes** throughout their life cycle, in accordance with agreed international frameworks, and significantly reduce their release to air, water and soil in order to minimize their adverse impacts on human health and the environment
- 12.5 By 2030, **substantially reduce waste generation** through prevention, reduction, recycling and reuse
- 12.6 Encourage **companies**, especially large and transnational companies, to adopt **sustainable practices** and to integrate sustainability information into their reporting cycle
- 12.7 Promote **public procurement practices** that are sustainable, in accordance with national policies and priorities
- 12.8 By 2030, ensure that people everywhere have the **relevant information and awareness** for sustainable development and lifestyles in harmony with nature
- 12.a Support developing countries to strengthen their **scientific and technological capacity** to move towards more sustainable patterns of consumption and production
- 12.b Develop and implement tools to monitor sustainable development impacts for **sustainable tourism** that creates jobs and promotes local culture and products
- 12.c **Rationalize inefficient fossil-fuel subsidies** that encourage wasteful consumption by removing market distortions, in accordance with national circumstances, including by restructuring taxation and phasing out those harmful subsidies, where they exist, to reflect their environmental impacts, taking fully into account the specific needs and conditions of developing countries and minimizing the possible adverse impacts on their development in a manner that protects the poor and the affected communities

SDG 13

TARGETS

13.1 Strengthen **resilience and adaptive capacity to climate-related hazards and natural disasters** in all countries

13.2 Integrate climate change measures into **national policies, strategies and planning**

13.3 Improve **education, awareness-raising and human and institutional capacity** on climate change mitigation, adaptation, impact reduction and early warning

13.a Implement the commitment undertaken by developed-country parties to the **United Nations Framework Convention on Climate Change** to a goal of mobilizing jointly \$100 billion annually by 2020 from all sources to address the needs of developing countries in the context of meaningful mitigation actions and transparency on implementation and fully operationalize the [Green Climate Fund](#) through its capitalization as soon as possible

13.b Promote mechanisms for raising **capacity for effective climate change-related planning and management** in least developed countries and small island developing States, including focusing on women, youth and local and marginalized communities



SDG 14

TARGETS

- 14.1 By 2025, **prevent and significantly reduce marine pollution** of all kinds, in particular from land-based activities, including marine debris and nutrient pollution
- 14.2 By 2020, **sustainably manage and protect marine and coastal ecosystems** to avoid significant adverse impacts, including by strengthening their resilience, and take action for their restoration in order to achieve healthy and productive oceans
- 14.3 Minimize and address the **impacts of ocean acidification**, including through enhanced scientific cooperation at all levels
- 14.4 By 2020, **effectively regulate harvesting** and end overfishing, illegal, unreported and unregulated fishing and destructive fishing practices and implement science-based management plans, in order to restore fish stocks in the shortest time feasible, at least to levels that can produce maximum sustainable yield as determined by their biological characteristics
- 14.5 By 2020, **conserve at least 10 per cent of coastal and marine areas**, consistent with national and international law and based on the best available scientific information
- 14.6 By 2020, **prohibit certain forms of fisheries subsidies**, which contribute to overcapacity and overfishing, eliminate subsidies that contribute to illegal, unreported and unregulated fishing and refrain from introducing new such subsidies, recognizing that appropriate and effective special and differential treatment for developing and least developed countries should be an integral part of the World Trade Organization fisheries subsidies negotiation³
- 14.7 By 2030, increase the **economic benefits to small island developing States and least developed countries** from the sustainable use of marine resources, including through sustainable management of fisheries, aquaculture and tourism
- 14.a Increase **scientific knowledge**, develop research capacity and transfer marine technology, taking into account the [Intergovernmental Oceanographic Commission Criteria and Guidelines on the Transfer of Marine Technology](#), in order to improve ocean health and to enhance the contribution of marine biodiversity to the development of developing countries, in particular small island developing States and least developed countries
- 14.b Provide **access for small-scale artisanal fishers** to marine resources and markets

³ Taking into account ongoing World Trade Organization negotiations, the Doha Development Agenda and the Hong Kong ministerial mandate.

14.c Enhance the conservation and sustainable use of oceans and their resources by implementing international law as reflected in the [United Nations Convention on the Law of the Sea](#), which provides the legal framework for the conservation and sustainable use of oceans and their resources, as recalled in paragraph 158 of "[The future we want](#)"



SDG 15

TARGETS

- 15.1 By 2020, ensure the conservation, restoration and sustainable use of **terrestrial and inland freshwater ecosystems** and their services, in particular forests, wetlands, mountains and drylands, in line with obligations under international agreements
- 15.2 By 2020, promote the implementation of **sustainable management of all types of forests**, halt deforestation, restore degraded forests and substantially increase afforestation and reforestation globally
- 15.3 By 2030, **combat desertification**, restore degraded land and soil, including land affected by desertification, drought and floods, and strive to achieve a land degradation-neutral world
- 15.4 By 2030, ensure the **conservation of mountain ecosystems**, including their biodiversity, in order to enhance their capacity to provide benefits that are essential for sustainable development
- 15.5 Take urgent and significant action to **reduce the degradation of natural habitats**, halt the loss of biodiversity and, by 2020, protect and prevent the extinction of threatened species
- 15.6 Promote fair and equitable sharing of the benefits arising from the **utilization of genetic resources** and promote appropriate access to such resources, as internationally agreed
- 15.7 Take urgent action to **end poaching and trafficking of protected species of flora and fauna** and address both demand and supply of illegal wildlife products
- 15.8 By 2020, introduce measures to prevent the introduction and significantly reduce the impact of **invasive alien species** on land and water ecosystems and control or eradicate the priority species
- 15.9 By 2020, integrate ecosystem and biodiversity values into **national and local planning**, development processes, poverty reduction strategies and accounts
- 15.a Mobilize and significantly increase **financial resources** from all sources to conserve and sustainably use biodiversity and ecosystems
- 15.b Mobilize significant **resources** from all sources and at all levels **to finance sustainable forest management** and provide adequate incentives to developing countries to advance such management, including for conservation and reforestation
- 15.c Enhance global support for efforts to **combat poaching and trafficking of protected species**, including by increasing the capacity of local communities to pursue sustainable livelihood opportunities

SDG 16

TARGETS

16.1 Significantly **reduce** all forms of **violence and related death rates** everywhere

16.2 **End abuse, exploitation, trafficking and all forms of violence against and torture of children**

16.3 Promote the **rule of law** at the national and international levels and ensure equal access to justice for all

16.4 By 2030, significantly **reduce illicit financial and arms flows**, strengthen the recovery and return of stolen assets and combat all forms of organized crime

16.5 **Substantially reduce corruption and bribery** in all their forms

16.6 Develop **effective, accountable and transparent institutions** at all levels

16.7 Ensure **responsive, inclusive, participatory and representative decision-making** at all levels

16.8 Broaden and strengthen the **participation of developing countries** in the institutions of global governance

16.9 By 2030, provide **legal identity** for all, including birth registration

16.10 Ensure **public access to information** and protect fundamental freedoms, in accordance with national legislation and international agreements

16.a **Strengthen relevant national institutions**, including through international cooperation, for building capacity at all levels, in particular in developing countries, to prevent violence and combat terrorism and crime

16.b Promote and enforce **non-discriminatory laws and policies** for sustainable development

SDG 17

TARGETS

17.1 Strengthen domestic resource mobilization, including through international support to developing countries, to improve domestic **capacity for tax and other revenue collection**

17.2 Developed countries to implement fully their **official development assistance** commitments, including the commitment by many developed countries to achieve the target of 0.7 per cent of gross national income for official development assistance (ODA/GNI) to developing countries and 0.15 to 0.20 per cent of ODA/GNI to least developed countries; ODA providers are encouraged to consider setting a target to provide at least 0.20 per cent of ODA/GNI to least developed countries

17.3 Mobilize **additional financial resources for developing countries** from multiple sources

17.4 Assist **developing countries in attaining long-term debt sustainability** through coordinated policies aimed at fostering debt financing, debt relief and debt restructuring, as appropriate, and address the external debt of highly indebted poor countries to reduce debt distress

17.5 Adopt and implement **investment promotion regimes for least developed countries**

Technology

17.6 Enhance North-South, South-South and triangular regional and international cooperation on and **access to science, technology and innovation** and enhance knowledge sharing on mutually agreed terms, including through improved coordination among existing mechanisms, in particular at the United Nations level, and through a global technology facilitation mechanism

17.7 Promote the development, transfer, dissemination and diffusion of **environmentally sound technologies to developing countries** on favourable terms, including on concessional and preferential terms, as mutually agreed

17.8 Fully operationalize the **technology bank** and science, technology and innovation capacity-building mechanism for least developed countries by 2017 and enhance the use of enabling technology, in particular information and communications technology

Capacity-building

17.9 Enhance international support for implementing effective and targeted **capacity-building in developing countries** to support national plans to implement all the Sustainable Development Goals, including through North-South, South-South and triangular cooperation

Trade



17.10 Promote a **universal, rules-based, open, non-discriminatory and equitable multilateral trading system** under the World Trade Organization, including through the conclusion of negotiations under its [Doha Development Agenda](#)

17.11 Significantly increase the **exports of developing countries**, in particular with a view to doubling the least developed countries' share of global exports by 2020

17.12 Realize timely implementation of **duty-free and quota-free market access** on a lasting basis for all least developed countries, consistent with World Trade Organization decisions, including by ensuring that preferential rules of origin applicable to imports from least developed countries are transparent and simple, and contribute to facilitating market access

Systemic issues

Policy and institutional coherence

17.13 Enhance **global macroeconomic stability**, including through policy coordination and policy coherence

17.14 Enhance **policy coherence** for sustainable development

17.15 Respect **each country's policy space and leadership** to establish and implement policies for poverty eradication and sustainable development

Multi-stakeholder partnerships

17.16 Enhance the **Global Partnership for Sustainable Development**, complemented by multi-stakeholder partnerships that mobilize and share knowledge, expertise, technology and financial resources, to support the achievement of the Sustainable Development Goals in all countries, in particular developing countries

17.17 Encourage and promote effective **public, public-private and civil society partnerships**, building on the experience and resourcing strategies of partnerships

Data, monitoring and accountability

17.18 By 2020, enhance capacity-building support to developing countries, including for least developed countries and small island developing States, to **increase significantly the availability of high-quality, timely and reliable data disaggregated** by income, gender, age, race, ethnicity, migratory status, disability, geographic location and other characteristics relevant in national contexts

17.19 By 2030, build on existing initiatives to develop **measurements of progress on sustainable development** that complement gross domestic product, and support **statistical capacity-building in developing countries**



